

HC



Wall-mounted axial fans, with IP55 motor

Wall-mounted axial fans with fibreglass-reinforced plastic impeller



HC



HC
71, 80,
90,100

Fan:

- Sheet steel base plate.
- Impeller in polyamide 6 reinforced with fibre glass
- Protection guard to prevent contacts according to standard UNE-EN ISO 12499:2010
- Models 71, 80, 90 and 100, the protective grille is supplied as an accessory
- Airflow direction from motor to impeller

Motor:

- IE2 efficiency motors for capacities equal to or over 0.75kW and below 7.5kW, except single-phase, 2 speed and 8 pole motors.
- Class F motors, with ball bearings and IP55 protection, except single-phase versions from size 45 to size 63, IP54 protection, one- or two-speed depending on the model
- Single-phase 230V-50Hz and Three-phase 230/400V-50Hz (up to 4kW) and 400/690V-50Hz (power over 4kW)
- Fan working temperature: -25°C + 60°C

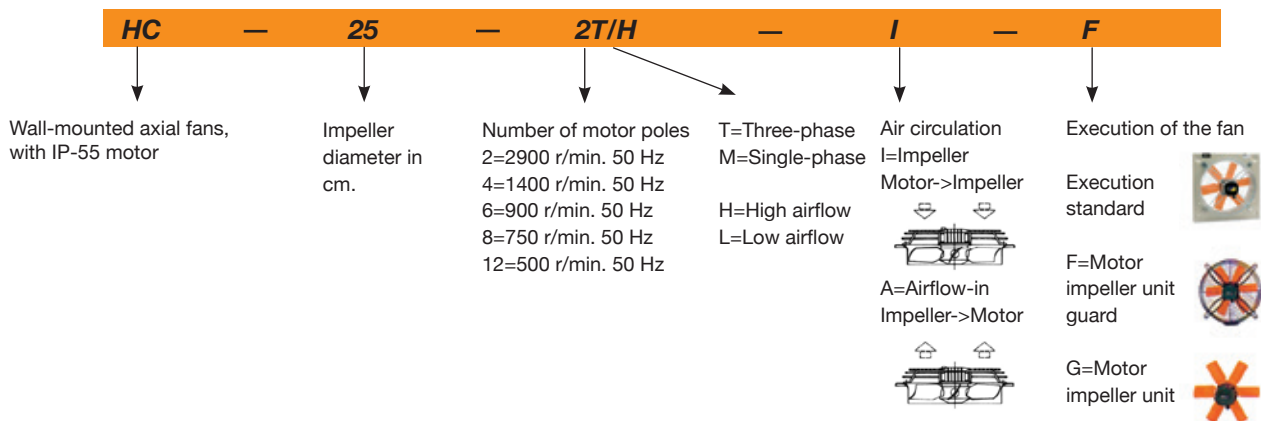
Finish:

- Anticorrosive finish in polyester resin polymerised at 190°C, after degreasing with phosphate-free nanotechnology treatment.

On request:

- Motor, impeller and guard unit (version F)
- Motor-impeller unit, version G.
- Airflow direction from impeller to motor.
- Special windings for different voltages.

Order code



Technical characteristics

Model	Speed (r/min)	Maximum admissible current (A)			Installed capacity (kW)	Maximum airflow (m3/h)	Sound pres- sure level dB(A)	Approx. weight (Kg)
		230V	400V	690V				
HC-25-2T/H	2730	0.74	0.43	0.12	2200	64	5	
HC-25-2M/H	2770	0.98		0.12	2200	64	5	
HC-25-4T/H	1320	0.96	0.56	0.10	1300	51	5	
HC-25-4M/H	1380	0.65		0.10	1300	51	5	
HC-31-2T/H	2750	1.21	0.70	0.18	3650	72	6	
HC-31-2M/H	2700	1.85		0.18	3600	72	6	
HC-31-4T/H	1320	0.96	0.56	0.10	2400	54	6	
HC-31-4M/H	1380	1.03		0.10	2400	54	6	
HC-31-4T/L	1320	0.65	0.38	0.08	1800	52	6	
HC-31-4M/L	1380	0.65		0.10	1750	52	6	

Technical characteristics

Model	Speed (r/min)	Maximum admissible current (A)			Installed capacity (kW)	Maximum airflow (m3/h)	Sound pressure level dB(A)	Approx. weight (Kg)
		230V	400V	690V				
HC-35-2T/H	2710	1.92	1.11		0.37	6050	76	8
HC-35-4T/H	1320	0.96	0.56		0.10	3550	58	7
HC-35-4M/H	1380	1.03			0.10	3550	58	7
HC-35-4T/L	1320	0.96	0.56		0.10	2600	56	7
HC-35-4M/L	1380	0.65			0.10	2600	56	7
HC-40-4T/H	1350	1.66	0.96		0.25	5200	63	10
HC-40-4M/H	1370	2.00			0.25	5200	63	10
HC-40-4T/L	1320	0.96	0.56		0.10	4050	59	8
HC-40-4M/L	1380	1.03			0.10	4050	59	8
HC-40-6T/H	900	1.51	0.87		0.25	3700	55	10
HC-40-6M/H	970	1.30			0.25	3700	55	10
HC-45-4T/H	1370	2.02	1.17		0.37	7300	66	14
HC-45-4M/H	1400	2.76			0.37	7300	66	14
HC-45-4T/L	1350	1.66	0.96		0.25	5600	63	11
HC-45-4M/L	1370	2.00			0.25	5600	63	11
HC-45-6T/H	900	1.51	0.87		0.25	5150	57	14
HC-45-6M/H	950	1.50			0.25	5150	57	14
HC-50-4T/H	1380	2.92	1.69		0.55	10200	69	18
HC-50-4M/H	1350	5.02			0.55	10200	69	18
HC-50-4T/L	1350	1.66	0.96		0.25	7400	66	12
HC-50-4M/L	1370	2.00			0.25	7400	66	12
HC-50-6T/H	900	2.24	1.30		0.37	6300	59	18
HC-50-6M/H	900	2.69			0.37	6300	59	18
HC-56-4T/H	1400	4.03	2.32		1.10	13000	72	24
HC-56-4/8T/H	1440 / 710		2.9 / 1.3		1.10/0.25	13000/6500	72/57	24
HC-56-4T/L	1380	2.92	1.69		0.55	11050	70	18
HC-56-4M/L	1380	4.60			0.55	11050	70	18
HC-56-6T/H	900	2.24	1.30		0.37	8300	61	19
HC-56-6M/H	900	2.69			0.37	8300	61	19
HC-63-4T/H	1400	4.03	2.32		1.10	16450	74	26
HC-63-4/8T/H	1440 / 710		2.9 / 1.3		1.10/0.25	16450/8225	74/59	26
HC-63-4T/L	1410	3.10	1.79		0.75	14400	73	19
HC-63-4M/L	1430	4.78			0.55	14400	73	19
HC-63-6T/H	900	2.24	1.30		0.37	12350	64	21
HC-63-6M/H	890	3.00			0.37	12350	64	21
HC-71-4T/H	1430	5.96	3.44		1.50	22150	78	35
HC-71-4/8T/H	1420 / 700		3.5 / 1.5		1.50/0.37	22200/11100	78/63	35
HC-71-6T/H	945	3.90	2.20		0.75	17300	66	36
HC-71-6/12T/H	935 / 435		2.2 / 0.87		0.75/0.15	17350/8675	66/51	35
HC-71-6M/H	900	4.97			0.75	15600	65	36
HC-80-4T/H	1445	10.96	6.33		3.00	33000	82	55
HC-80-4/8T/H	1430 / 710		6.5 / 2.3		3.00/0.60	33000/16500	82/67	53
HC-80-4T/L	1430	5.96	3.44		1.50	25000	79	44
HC-80-6T/H	945	3.90	2.20		0.75	22000	71	45
HC-80-6/12T/H	935 / 435		2.2 / 0.87		0.75/0.15	22000/11000	71/56	44
HC-80-6T/L	900	2.99	1.73		0.55	19200	70	39
HC-90-4T/H	1440	14.10	8.12		4.00	43700	86	68
HC-90-4/8T/H	1430 / 710		8.2 / 2.9		4.00/0.80	43700/21850	86/69	74
HC-90-4T/L	1445	10.96	6.33		3.00	33700	83	63
HC-90-6T/H	955	6.42	3.71		1.50	33300	76	60
HC-90-6/12T/H	970 / 470		4.6 / 1.9		1.50/0.25	33300/16650	76/61	70
HC-90-6T/L	945	4.88	2.82		1.10	26550	73	55
HC-90-8T/H	695	3.53	2.04		0.55	19800	69	54
HC-100-4T/H	1440		11.60	6.72	5.50	54000	88	85
HC-100-4/8T/H	1450 / 720		11.8 / 3.8		5.50/1.10	54000/27000	88/73	95
HC-100-4T/L	1440	14.10	8.12		4.00	42750	84	71
HC-100-6T/H	955	6.42	3.71		1.50	37000	78	63
HC-100-6/12T/H	970 / 470		4.6 / 1.9		1.50/0.25	37000/18500	78/63	73
HC-100-6T/L	945	4.88	2.82		1.10	29000	76	58
HC-100-8T/H	705	4.68	2.70		0.75	26950	72	61



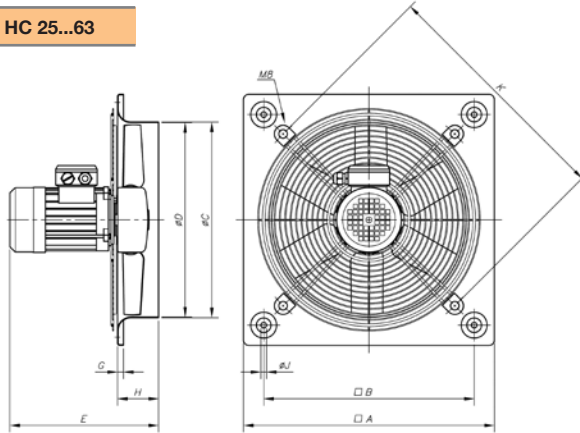
Erp. BEP (best efficiency point) characteristics

MC	Measurement category	ηe[%]	Efficiency
EC	Efficiency category	N	Degree of efficiency
S	Static	[kW]	Electrical power
T	Total	[m³/h]	Airflow
VSD	Variable-speed drive	[mmH₂O]	Static or total pressure (According to EC)
SR	Specific relationship	[RPM]	Speed

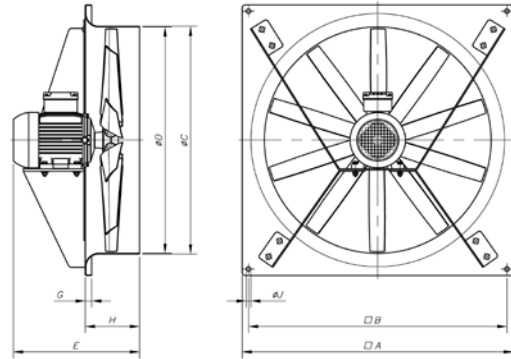
Modelo	MC	EC	VSD	SR	ηe [%]	N	[kW]	[m3/h]	[mmH ₂ O]	[RPM]
HC-25-4T/H	-	-	-	-	-	-	0.099	707	5.15	1407
HC-25-4M/H	-	-	-	-	-	-	0.102	693	5.24	1432
HC-31-2T/H	A	S	NO	1.00	28.7%	38.5	0.284	1781	16.86	2743
HC-31-2M/H	A	S	NO	1.00	27.9%	37.5	0.296	1764	17.16	2783
HC-31-4T/H	-	-	-	-	-	-	0.110	1392	6.66	1397
HC-31-4M/H	-	-	-	-	-	-	0.116	1388	6.68	1423
HC-31-4T/L	-	-	-	-	-	-	0.099	922	6.81	1389
HC-31-4M/L	-	-	-	-	-	-	0.104	948	6.44	1432
HC-35-2T/H	A	S	NO	1.00	35.6%	43.4	0.584	3352	22.79	2703
HC-35-4T/H	A	S	NO	1.00	31.5%	43.1	0.144	2044	8.13	1365
HC-35-4M/H	A	S	NO	1.00	26.3%	37.5	0.172	2028	8.19	1387
HC-35-4T/L	-	-	-	-	-	-	0.115	1466	6.79	1393
HC-35-4M/L	-	-	-	-	-	-	0.123	1502	6.63	1419
HC-40-4T/H	A	S	NO	1.00	29.8%	39.5	0.290	3617	8.79	1395
HC-40-4M/H	A	S	NO	1.00	28.0%	37.5	0.311	3713	8.63	1406
HC-40-4T/L	A	S	NO	1.00	30.6%	41.7	0.174	2394	8.17	1337
HC-40-4M/L	A	S	NO	1.00	26.7%	37.5	0.199	2375	8.23	1369
HC-45-4T/H	A	S	NO	1.00	36.3%	45.0	0.423	4282	13.18	1403
HC-45-4M/H	A	S	NO	1.00	31.4%	39.7	0.490	4333	13.05	1418
HC-45-4T/L	A	S	NO	1.00	31.9%	41.7	0.283	3635	9.12	1398
HC-45-4M/L	A	S	NO	1.00	28.1%	37.5	0.322	3728	8.93	1403
HC-45-6T/H	A	S	NO	1.00	28.8%	39.7	0.190	2675	7.51	935
HC-45-6M/H	A	S	NO	1.00	26.8%	37.5	0.205	2819	7.17	953
HC-50-4T/H	A	S	NO	1.00	34.2%	41.8	0.611	5349	14.34	1412
HC-50-4M/H	A	S	NO	1.00	29.7%	37.0	0.708	5551	13.90	1418
HC-50-4T/L	A	S	NO	1.00	40.8%	49.9	0.360	4320	12.50	1370
HC-50-4M/L	A	S	NO	1.00	37.2%	46.0	0.395	4120	13.08	1381
HC-56-4T/H	A	S	NO	1.00	35.8%	41.9	1.066	8315	16.85	1421
HC-56-4/8T/H	A	S	NO	1.00	31.9%	37.7	1.205	8515	16.59	1454
HC-56-4T/L	A	S	NO	1.00	38.7%	46.1	0.661	7355	12.76	1405
HC-56-4M/L	A	S	NO	1.00	38.1%	45.6	0.673	7501	12.57	1422
HC-56-6T/H	A	S	NO	1.00	32.6%	41.8	0.353	5086	8.30	941
HC-56-6M/H	A	S	NO	1.00	28.7%	37.6	0.402	5247	8.09	929
HC-63-4T/H	C	S	NO	1.00	40.1%	46.0	1.164	9340	18.35	1413
HC-63-4/8T/H	C	S	NO	1.00	32.4%	37.8	1.429	9621	17.69	1445
HC-63-4T/L	C	S	NO	1.00	40.7%	47.6	0.806	8607	14.00	1423
HC-63-4M/L	C	S	NO	1.00	33.3%	39.7	0.986	8333	14.47	1385
HC-63-6T/H	C	S	NO	1.00	33.4%	41.5	0.521	7201	8.89	913
HC-63-6M/H	C	S	NO	1.00	31.7%	39.6	0.554	7578	8.51	903
HC-71-4T/H	C	S	NO	1.00	42.0%	46.8	1.793	13627	20.31	1431
HC-71-4/8T/H	C	S	NO	1.00	37.6%	42.0	2.034	13456	20.90	1421
HC-71-6T/H	C	S	NO	1.00	34.4%	41.9	0.667	9443	8.94	963
HC-71-6/12T/H	C	S	NO	1.00	30.7%	37.7	0.798	10137	8.89	953
HC-71-6M/H	C	S	NO	1.00	29.4%	36.4	0.772	10923	7.63	929
HC-80-4T/H	C	S	NO	1.00	48.4%	51.5	3.247	19996	28.89	1449
HC-80-4/8T/H	C	S	NO	1.00	42.8%	45.5	3.680	20166	28.66	1433
HC-80-4T/L	C	S	NO	1.00	50.1%	54.8	1.814	12760	26.16	1430
HC-80-6T/H	C	S	NO	1.00	44.3%	50.8	0.935	12533	12.14	948
HC-80-6/12T/H	C	S	NO	1.00	39.8%	46.0	1.041	12670	12.02	939
HC-80-6T/L	C	S	NO	1.00	46.3%	53.3	0.802	10262	13.31	902
HC-90-4T/H	C	S	NO	1.00	49.2%	52.0	3.650	24299	27.16	1452
HC-90-4/8T/H	C	S	NO	1.00	43.0%	45.4	4.191	24026	27.54	1439
HC-90-4T/L	C	S	NO	1.00	45.7%	49.1	2.923	19552	25.10	1454
HC-90-6T/H	C	S	NO	1.00	40.2%	45.1	1.640	15731	15.38	961
HC-90-6/12T/H	C	S	NO	1.00	37.1%	41.8	1.778	15887	15.24	974
HC-90-6T/L	C	S	NO	1.00	41.5%	47.1	1.301	14635	13.55	949
HC-90-8T/H	C	S	NO	1.00	39.2%	46.7	0.667	11772	8.16	707
HC-100-4T/H	C	S	NO	1.00	47.2%	48.6	5.992	28190	36.83	1442
HC-100-4/8T/H	C	S	NO	1.00	42.8%	43.9	6.592	28757	36.01	1453
HC-100-4T/L	C	S	NO	1.00	49.9%	52.0	4.634	23348	36.36	1440
HC-100-6T/H	C	S	NO	1.00	50.5%	55.1	1.905	20265	17.44	954
HC-100-6/12T/H	C	S	NO	1.00	48.3%	52.8	1.992	20356	17.37	971
HC-100-6T/L	C	S	NO	1.00	49.3%	54.8	1.342	17161	14.17	948
HC-100-8T/H	C	S	NO	1.00	37.8%	44.1	1.023	16029	8.86	709

Dimensions in mm

HC 25...63



HC 71...100



Model	ØA	ØB	ØC	ØD	E	G	H	ØJ	K
HC-25	330	275	262	260	236.5	11	56	8.5	310
HC-31-2	400	336	310.5	308	264.5	11	65	10.5	380
HC-31-4	400	336	310.5	308	245.5	11	65	10.5	380
HC-35-2	465	390	362.5	360	275.5	11	76	10.5	450
HC-35-4	465	390	362.5	360	256.5	11	76	10.5	450
HC-40-4.../H	532	452	412.5	410	297.5	11	97.5	10.5	500
HC-40-4.../L	532	452	412.5	410	278.5	11	97.5	10.5	500
HC-40-6.../H	532	452	412.5	410	308.5	11	97.5	10.5	500
HC-45-4.../H	596	504	462.5	460	315.5	11	105	10.5	560
HC-45-4.../L	596	504	462.5	460	304.5	11	105	10.5	560
HC-45-6.../H	596	504	462.5	460	315.5	11	105	10.5	560
HC-50-4T/H	665	562	516.5	514	325.5	11	115	10.5	640
HC-50-4M/H	665	562	516.5	514	351	11	115	10.5	640
HC-50-4.../L	665	562	516.5	514	283.5	11	115	10.5	640
HC-50-6.../H	665	562	516.5	514	351	11	115	10.5	640
HC-56-4T/H	710	630	563	560	374	15	115	10.5	721
HC-56-4T/L	710	630	563	560	325.5	15	115	10.5	721
HC-56-4M/L	710	630	563	560	351	15	115	10.5	721
HC-56-6.../H	710	630	563	560	351	15	115	10.5	721
HC-63-4T/H	800	710	638	635	399	15	140	10.5	820
HC-63-4.../L	800	710	638	635	376	15	140	10.5	820
HC-63-6.../H	800	710	638	635	376	15	140	10.5	820

Model	ØA	ØB	ØC	ØD	E	G	H	ØJ
HC-71-4T/H	850	810	715	711	395	20	170	14.5
HC-71-6T/H	850	810	715	711	395	20	170	14.5
HC-80-4T/H	970	910	801	797	488	20	210	14.5
HC-80-4T/L	970	910	801	797	458	20	210	14.5
HC-80-6T/H	970	910	801	797	458	20	210	14.5
HC-80-6T/L	970	910	801	797	416	20	210	14.5
HC-90-4T/H	1170	1110	918	914	511	20	210	14.5
HC-90-4T/L	1170	1110	918	914	488	20	210	14.5
HC-90-6T/H	1170	1110	918	914	488	20	210	14.5
HC-90-6T/L	1170	1110	918	914	455	20	210	14.5
HC-90-8T/H	1170	1110	918	914	455	20	210	14.5
HC-100-4T/H	1170	1110	1003	999	548	20	220	14.5
HC-100-4T/L	1170	1110	1003	999	521	20	220	14.5
HC-100-6T/H	1170	1110	1003	999	498	20	220	14.5
HC-100-6T/L	1170	1110	1003	999	468	20	220	14.5
HC-100-8T/H	1170	1110	1003	999	498	20	220	14.5

Acoustic features

The specified values are determined according to free field measurements of pressure and sound levels in dB(A) at an equivalent distance of twice the fan's span plus the impeller's diameter, with a minimum of 1.5 m.

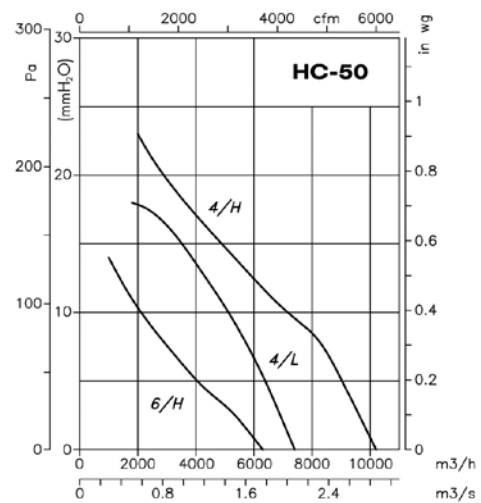
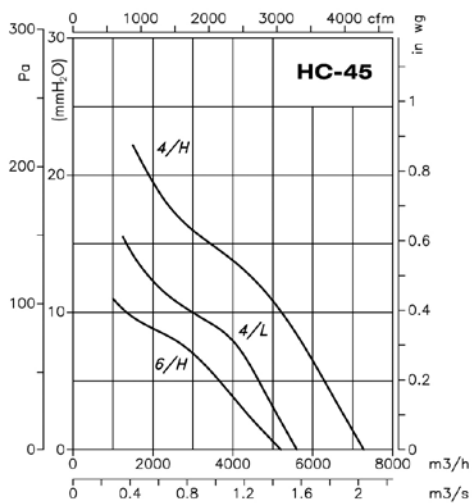
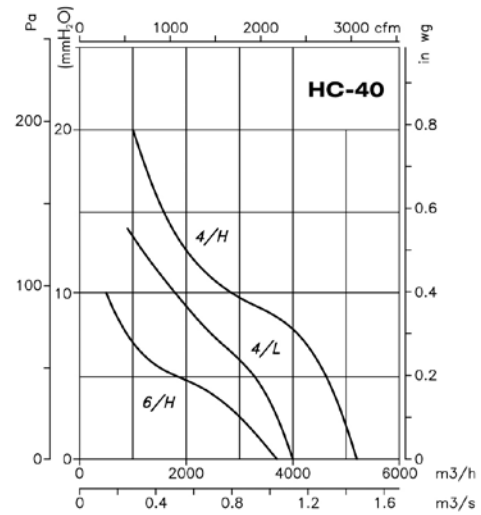
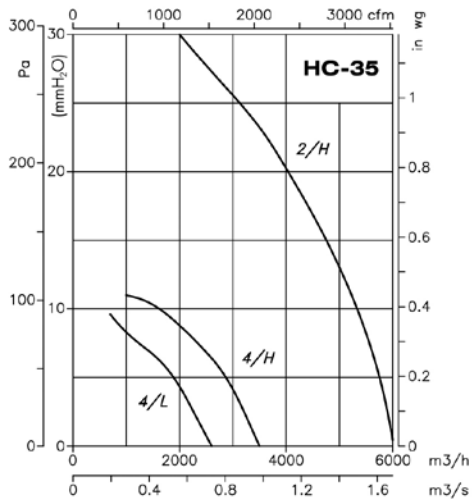
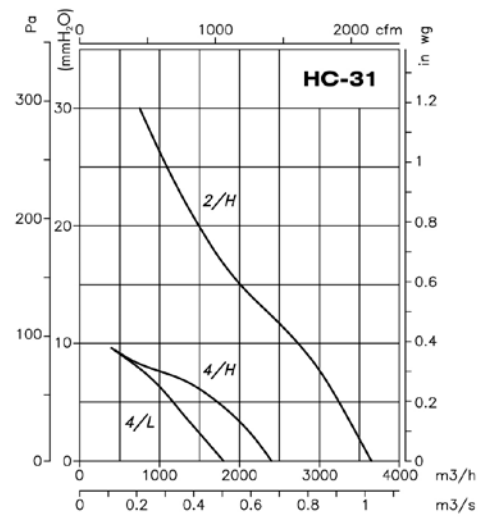
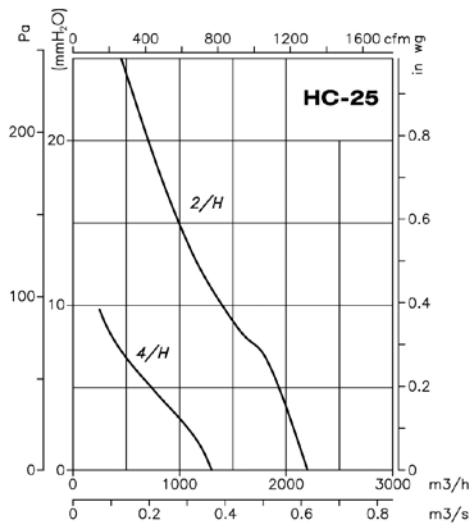
Sound power Lw(A) spectrum in dB(A) via frequency band in Hz.

Model	63	125	250	500	1000	2000	4000	8000	Model	63	125	250	500	1000	2000	4000	8000
25-2/H	38	48	65	65	73	69	62	53	63-4/L	48	63	73	78	84	85	81	74
25-4/H	25	35	52	52	60	56	49	40	71-4/H	47	64	77	84	89	90	85	78
31-2/H	46	56	73	73	81	77	70	61	71-6T/H	35	52	65	72	77	78	73	66
31-4/H	28	38	55	55	63	59	52	43	71-6M/H	34	51	64	71	76	77	72	65
31-4/L	26	36	53	53	61	57	50	41	71-8/H	32	49	62	69	74	75	70	63
35-2/H	50	60	77	77	85	81	74	65	71-12/H	20	37	50	57	62	63	58	51
35-4/H	32	42	59	59	67	63	56	47	80-4/H	60	81	88	93	96	92	85	74
35-4/L	30	40	57	57	65	61	54	45	80-6/H	49	70	77	82	85	81	74	63
40-4/H	28	45	57	65	70	70	66	59	80-8/H	45	66	73	78	81	77	70	59
40-4/L	29	45	55	59	66	66	62	55	80-12/H	34	55	62	67	70	66	59	48
40-6/H	20	37	49	57	62	62	58	51	80-4/L	57	78	85	90	93	89	82	71
45-4/H	33	50	63	70	75	76	71	64	80-6/L	48	69	76	81	84	80	73	62
45-4/L	36	51	61	66	72	73	69	62	90-4/H	64	85	92	97	100	96	89	78
45-6/H	24	41	54	61	66	67	62	55	90-6/H	54	75	82	87	90	86	79	68
50-4/H	36	53	66	73	78	79	74	67	90-8/H	47	68	75	80	83	79	72	61
50-4/L	39	54	64	69	75	76	72	65	90-12/H	39	60	67	72	75	71	64	53
50-6/H	26	43	56	63	68	69	64	57	90-4/L	61	82	89	94	97	93	86	75
56-4/H	39	56	69	76	81	82	77	70	90-6/L	51	72	79	84	87	83	76	65
56-6/H	28	45	58	65	70	71	66	59	100-4/H	68	88	96	101	103	100	93	82
56-8/H	24	41	54	61	66	67	62	55	100-6/H	58	78	86	91	93	90	83	72
56-4/L	43	58	68	73	79	80	76	69	100-8/H	52	72	80	85	87	84	77	66
63-4/H	43	60	73	80	85	86	81	74	100-12/H	43	63	71	76	78	75	68	57
63-6/H	33	50	63	70	75	76	71	64	100-4/L	64	84	92	97	99	96	89	78
63-8/H	28	45	58	65	70	71	66	59	100-6/L	56	76	84	89	91	88	81	70

Characteristic curves

Q = Airflow in m³/h, m³/s and cfm.

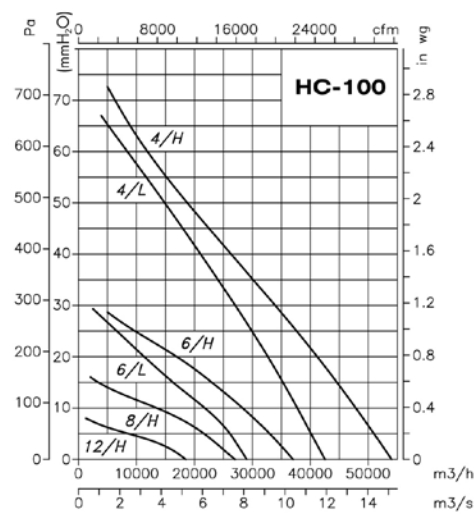
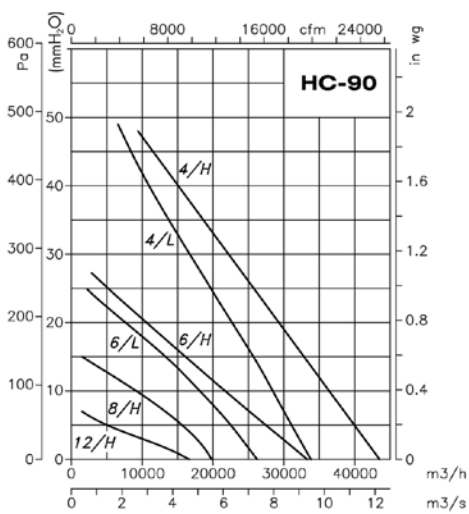
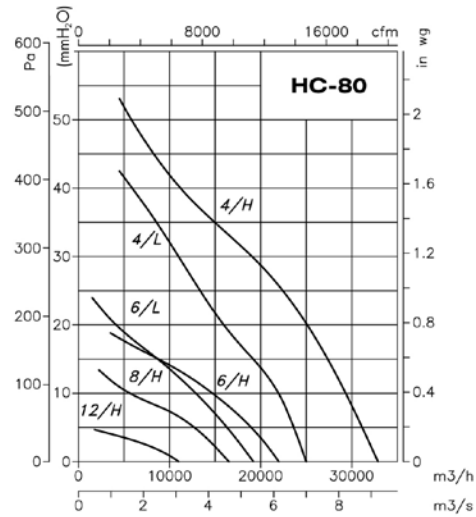
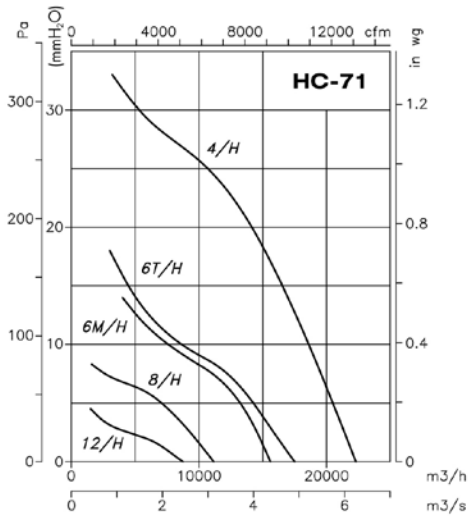
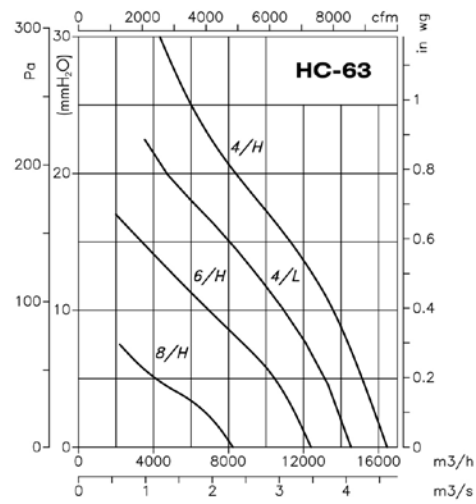
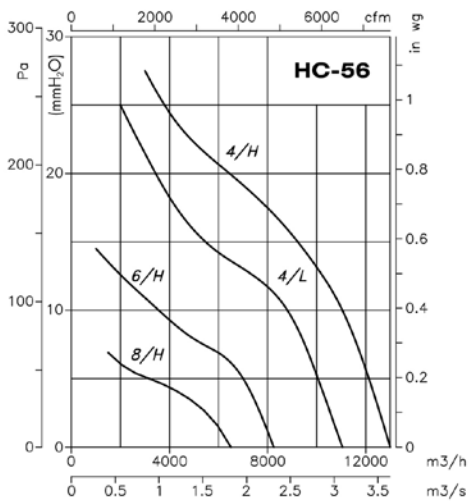
Pe = Static pressure in mmH₂O, Pa and inwg.



Characteristic curves

Q = Airflow in m³/h, m³/s and cfm.

Pe= Static pressure in mmH₂O, Pa and inwg.



Accessories

See accessories section.



INT

RM

C2V

AR

VSD3/A-RFT
VSD1/A-RFM

CUADROS

PL

P

R

RI

S

SI