

HCD



Small-diameter wall-mounted axial fans



Wall-mounted axial fans with aluminium sheet impellers, shading ring motors and built-in connection cable.

Fan:

- Sheet steel base plate.
- Aluminium sheet impeller
- Protection guard to prevent contacts according to standard UNE-EN ISO 12499:2010
- Airflow direction from motor to impeller

Motor:

- Class B motors with dry friction bearings, IP44 protection, except model 40 supplied with class F motor, ball bearings, IP54 protection
- Single-phase 230V.-50Hz.
- Fan working temperature: -30°C + 50°C

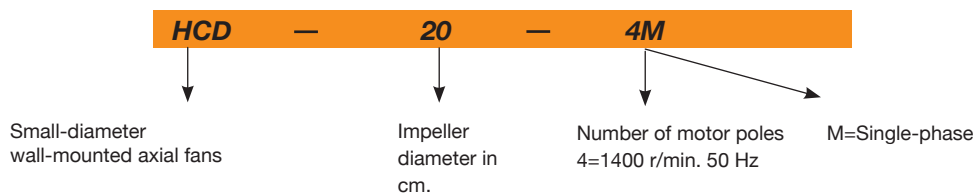
Finish:

- Anticorrosive finish in polyester resin polymerised at 190°C, after degreasing with phosphate-free nanotechnology treatment.

On request:

- Special windings for different voltages

Order code



Technical characteristics

Model	Speed (r/min)	Max. current admissible (A) 230V	Absorbed power at free airflow (W)	Maximum airflow (m3/h)	Sound pressure level dB(A)	Approx. weight (Kg)
HCD-20-4M	1350	0.21	36	560	38	1.15
HCD-25-4M	1340	0.25	41	960	43	1.60
HCD-30-4M	1360	0.51	76	1350	48	2.15
HCD-35-4M	1365	0.80	115	1820	53	6.20
HCD-40-4M	1410	1.00	150	3100	57	7.20

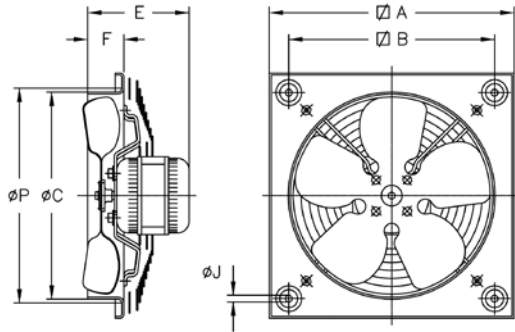


Erp. BEP (best efficiency point) characteristics

MC	Measurement category	ηe[%]	Efficiency
EC	Efficiency category	N	Degree of efficiency
S	Static	[kW]	Electrical power
T	Total	[m³/h]	Airflow
VSD	Variable-speed drive	[mmH₂O]	Static or total pressure (According to EC)
SR	Specific relationship	[RPM]	Speed

Model	MC	EC	VSD	SR	ηe [%]	N	[kW]	[m3/h]	[mmH ₂ O]	[RPM]
HCD-20-4M	A	S	-	-	-	-	0.029	399	1.80	1403
HCD-25-4M	A	S	-	-	-	-	0.036	545	2.78	1386
HCD-30-4M	A	S	-	-	-	-	0.080	762	4.79	1397
HCD-35-4M	A	S	-	-	-	-	0.123	906	7.30	1384
HCD-40-4M	A	S	NO	1.00	25.9%	37.43	0.149	1845	7.70	1390

Dimensions in mm

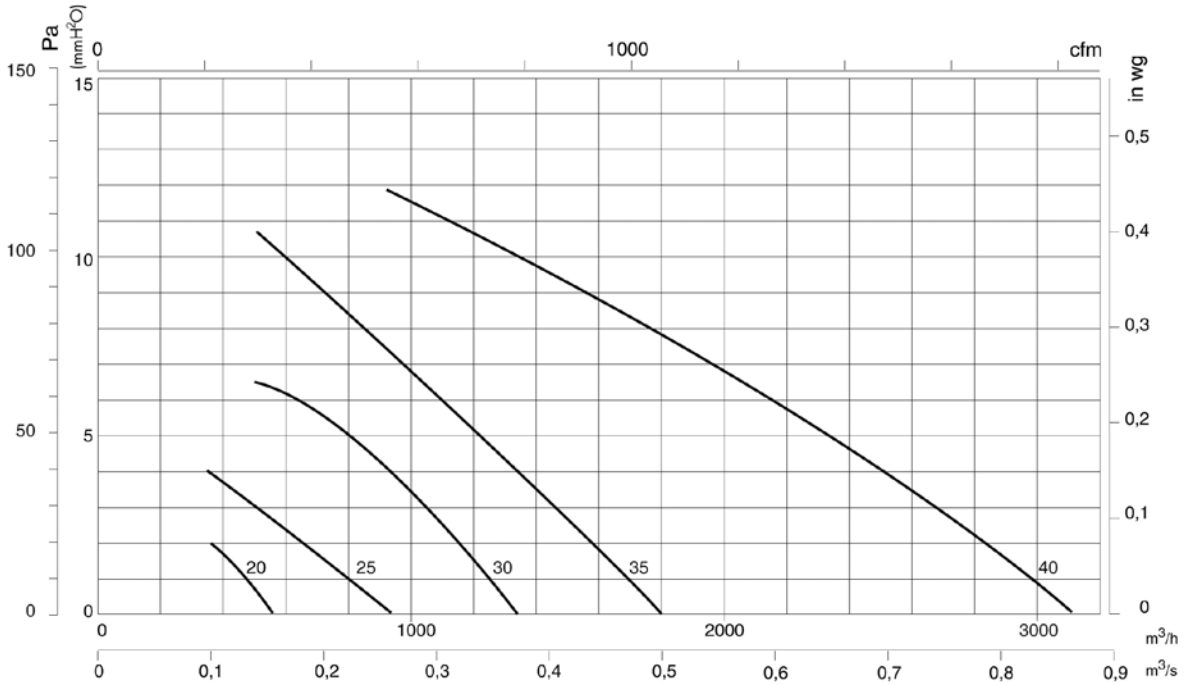


Model	∅A	∅B	∅C	E	F	∅J	∅P
HCD-20	266	222	211	104.5	34	9	240
HCD-25	330	275	262	105.5	56	10.5	290
HCD-30	400	336	311	153	75	10.5	348
HCD-35	465	390	363	166	86	10.5	410
HCD-40	532	452	413	276	97.5	10.5	460

Characteristic curves

Q = Airflow in m³/h, m³/s and cfm.

Pe = Static pressure in mmH₂O, Pa and inwg.



Accessories

See accessories section.



INT

RM

PL

P

RI

SI