

THT



Detail THT/Atex

THT: Cased axial fans 400°C/2h, 300°C/2h and 200°C/2h

THT/ATEX: Cased axial fans 400°C/2h, 300°C/2h and 200°C/2h with ATEX certification



Short casing axial fans for working inside fire danger zones.
THT/ATEX: with ATEX certification, category 3 Ex II3G. In accordance with Spanish Low Voltage Regulation ITC 29 ATEX for Zone 2 rated car parks.

Fan:

- Sheet steel short casing. THT/ATEX: with aluminium strip in the impeller area in accordance with Standard EN-14986:2005.
- Turnable cast aluminium impellers.
- Approval according to Standard EN-12101-3-2002, certificate no.: 0370-CPD-0305.
- Airflow direction from motor to impeller.

Motor:

- Class H motors, ongoing use S1 and emergency use S2, with ball bearings, IP55 protection, and one or two speeds depending on the model.
- Three-phase 230/400V.-50Hz. (up to 4CV.) and 400/690V.-50Hz. (power over 4CV.)
- Max. temperature of air for transport: S1 Service -20°C+ 40°C for ongoing use, S2 Service 200°C/2h, 300°C/2h, 400°C/2h

Finish:

- Anticorrosive finish in polyester resin, polymerised at 190°C, after alkaline degreasing and phosphate-free pre-treatment.

On request:

- Long casing fans with inspection hatch
- 100% reversible impellers.

Order code

From size 40 to size 100



THT: Short cased axial fans 400°C/2h, 300°C/2h and 200°C/2h

Impeller diameter in cm.

Number of motor poles

T=Three-phase

Power motor (c.v.)

F-200 Officially approved 200°C/2h

THT/ATEX: Short cased axial fans 400°C/2h, 300°C/2h and 200°C/2h with ATEX certification

- 2=2900 r/min. 50 Hz
- 4=1400 r/min. 50 Hz
- 6=900 r/min. 50 Hz
- 8=750 r/min. 50 Hz
- 12=500 r/min. 50 Hz

- F-300 Officially approved, tested for 300°C/2h
- F-400 Officially approved 400°C/2h
- CAT3: With ATEX certification, Category 3 Ex II3G.

THT/CL: Long cased axial fans 400°C/2h, 300°C/2h and 200°C/2h with long casing, equipped with an inspection door

From size 125 to size 160



THT: Short cased axial fans 400°C/2h, 300°C/2h and 200°C/2h

Impeller diameter in cm.

Number of motor poles

T=Three-phase

Number of blades
3 blades
6 blades
9 blades

Angle of inclination of the blades

Power motor (c.v.)

F-200 Officially approved 200°C/2h

THT/CL: Long cased axial fans 400°C/2h, 300°C/2h and 200°C/2h with long casing, equipped with an inspection door

- 2=2900 r/min. 50 Hz
- 4=1400 r/min. 50 Hz
- 6=900 r/min. 50 Hz
- 8=750 r/min. 50 Hz
- 12=500 r/min. 50 Hz

- F-300 Officially approved, tested for 300°C/2h
- F-400 Officially approved 400°C/2h
- CAT3: With ATEX certification, Category 3 Ex II3G.

Technical characteristics

Model	Speed (r/min)	Maximum admissible current (A)			Power installed (kW)	Tilting angle blades (°)	Airflow maximum (m³/h)	Sound pressure level dB(A)	Approx. weight (Kg)	
		230V	400V	690V					Long	Short
THT-40-2T-1,5	2880	4.70	2.70		1.10	20	7050	76	33	31
THT-40-2/4T-1,5	2900 / 1450		2.90 / 1.10		1.10 / 0.25	20	7050 / 3525	76 / 61	34	32
THT-40-2T-2	2880	5.90	3.40		1.50	24	7950	77	35	33
THT-40-2/4T-2	2940 / 1460		4.40 / 1.40		1.50 / 0.37	24	7950 / 3975	77 / 62	35	33
THT-40-4T-0,75	1420	2.90	1.70		0.55	32	4800	64	32	29
THT-40-6T-0,75	930	3.30	1.90		0.55	32	3150	53	37	34
THT-40-6/12T-0,75	940 / 460		2.10 / 0.90		0.55 / 0.09	32	3150 / 1575	53 / 38	41	38
THT-45-2T-2	2880	5.90	3.40		1.50	16	9400	78	38	34
THT-45-2/4T-2	2940 / 1460		4.40 / 1.40		1.50 / 0.37	16	9400 / 4700	78 / 63	37	34
THT-45-2T-3	2900	8.70	5.00		2.20	22	11350	80	39	36
THT-45-2/4T-3	2930 / 1450		5.70 / 1.80		2.20 / 0.60	22	11350 / 5675	80 / 65	39	36
THT-45-4T-0,75	1420	2.90	1.70		0.55	36	7450	68	34	30
THT-45-6T-0,75	930	3.30	1.90		0.55	30	4450	55	38	35
THT-45-6/12T-0,75	940 / 460		2.10 / 0.90		0.55 / 0.09	30	4450 / 2225	55 / 40	42	39
THT-50-2T-4	2880	11.20	6.50		3.00	16	13900	82	49	42
THT-50-2/4T-4	2920 / 1440		6.70 / 2.00		3.00 / 0.80	16	13900 / 6950	82 / 67	51	44
THT-50-2T-5,5	2890	16.00	9.30		4.00	20	15900	83	65	57
THT-50-2/4T-6	2930 / 1450		10.00 / 3.20		4.50 / 1.30	20	15900 / 7950	83 / 68	67	60
THT-50-4T-1	1430	3.80	2.20		0.75	28	9750	69	37	33
THT-50-6T-0,75	930	3.30	1.90		0.55	32	7000	57	40	36
THT-50-6/12T-0,75	940 / 460		2.10 / 0.90		0.55 / 0.09	32	7000 / 3500	57 / 42	44	40
THT-56-2T-5,5	2890	16.00	9.30		4.00	16	18800	88	69	60
THT-56-2/4T-6	2930 / 1450		10.00 / 3.20		4.50 / 1.30	16	18800 / 9400	88 / 72	71	63
THT-56-2T-12	2950		19.20	11.09	9.00	30	27200	89	147	139
THT-56-2/4T-12	2920 / 1440		18.50 / 5.50		9.00 / 2.50	30	27200 / 13600	89 / 74	137	129
THT-56-4T-1	1430	3.80	2.20		0.75	22	11250	73	45	40
THT-56-4T-1,5	1420	4.70	2.70		1.10	30	13600	74	44	40
THT-56-4/8T-1,5	1440 / 710		2.90 / 1.40		1.10 / 0.25	30	13600 / 6800	74 / 59	48	43
THT-56-4T-2	1425	6.60	3.80		1.50	36	15050	75	48	43
THT-56-4/8T-2	1415 / 715		3.60 / 1.50		1.50 / 0.30	36	15050 / 7525	75 / 60	59	55
THT-56-6T-0,75	930	3.30	1.90		0.55	38	10150	62	44	39
THT-56-6/12T-0,75	940 / 460		2.10 / 0.90		0.55 / 0.09	38	10150 / 5075	62 / 47	48	43
THT-63-2T-12	2950		19.20	11.09	9.00	18	32300	90	161	143
THT-63-2/4T-12	2920 / 1440		18.50 / 5.50		9.00 / 2.50	18	32300 / 16150	90 / 75	151	133
THT-63-2T-22	2960		32.30	18.65	16.00	28	39950	91	188	170
THT-63-2/4T-22	2960 / 1480		32.30 / 8.90		16.00 / 4.00	28	39950 / 19975	91 / 76	188	170
THT-63-4T-1	1430	3.80	2.20		0.75	14	15200	73	49	43
THT-63-4T-1,5	1420	4.70	2.70		1.10	20	17800	74	51	45
THT-63-4/8T-1,5	1440 / 710		2.90 / 1.40		1.10 / 0.25	20	17800 / 8900	74 / 59	55	49
THT-63-4T-2	1425	6.60	3.80		1.50	24	19300	75	55	49
THT-63-4/8T-2	1415 / 715		3.60 / 1.50		1.50 / 0.30	24	19300 / 9650	75 / 60	70	60
THT-63-4T-3	1435	9.20	5.30		2.20	32	22150	76	64	54
THT-63-4/8T-3	1415 / 715		5.20 / 1.90		2.20 / 0.45	32	22150 / 11075	76 / 61	77	66
THT-63-4T-4	1430	11.40	6.60		3.00	38	24250	77	73	63
THT-63-4/8T-4	1420 / 705		6.90 / 2.30		3.00 / 0.60	38	24250 / 12125	77 / 62	86	77
THT-63-6T-0,75	930	3.30	1.90		0.55	28	13600	65	51	45
THT-63-6/12T-0,75	940 / 460		2.10 / 0.90		0.55 / 0.09	28	13600 / 6800	65 / 50	55	49
THT-63-6T-1	940	4.40	2.60		0.75	38	15900	66	54	48
THT-63-6/12T-1	935 / 430		2.50 / 1.03		0.75 / 0.15	38	15900 / 7950	66 / 51	61	55
THT-71-4T-1,5	1420	4.70	2.70		1.10	12	19500	78	58	52
THT-71-4/8T-1,5	1440 / 710		2.90 / 1.40		1.10 / 0.25	12	19500 / 9750	78 / 63	61	56
THT-71-4T-2	1425	6.60	3.80		1.50	14	20900	79	61	56
THT-71-4/8T-2	1415 / 715		3.60 / 1.50		1.50 / 0.30	14	20900 / 10450	79 / 64	76	67

Technical characteristics

Model	Speed (r/min)	Maximum admissible current (A)			Power installed (kW)	Tilting angle blades (°)	Airflow maximum (m³/h)	Sound pressure level dB(A)	Approx. weight (Kg)	
		230V	400V	690V					Long	Short
THT-71-4T-3	1435	9.20	5.30		2.20	22	25100	81	70	61
THT-71-4/8T-3	1415 / 715		5.20 / 1.90		2.20 / 0.45	22	25100 / 12550	81 / 66	82	74
THT-71-4T-4	1430	11.40	6.60		3.00	28	27500	82	79	70
THT-71-4/8T-4	1420 / 705		6.90 / 2.30		3.00 / 0.60	28	27500 / 13750	82 / 67	92	83
THT-71-6T-0,75	930	3.30	1.90		0.55	20	16100	67	57	52
THT-71-6/12T-0,75	940 / 460		2.10 / 0.90		0.55 / 0.09	20	16100 / 8050	67 / 52	61	56
THT-71-6T-1	940	4.40	2.60		0.75	26	17300	68	61	55
THT-71-6/12T-1	935 / 430		2.50 / 1.03		0.75 / 0.15	26	17300 / 8650	68 / 53	67	62
THT-71-6T-1,5	945	6.40	3.70		1.10	34	19950	69	69	61
THT-71-6/12T-1,5	940 / 450		3.30 / 1.20		1.10 / 0.18	34	19950 / 9975	69 / 54	77	69
THT-80-4T-3	1435	9.20	5.30		2.20	12	25450	82	79	69
THT-80-4/8T-3	1415 / 715		5.20 / 1.90		2.20 / 0.45	12	25450 / 12725	82 / 67	91	82
THT-80-4T-4	1430	11.40	6.60		3.00	16	30250	83	88	78
THT-80-4/8T-4	1420 / 705		6.90 / 2.30		3.00 / 0.60	16	30250 / 15125	83 / 68	101	92
THT-80-4T-5,5	1440		8.40	4.85	4.00	18	32750	84	94	85
THT-80-4/8T-5,5	1450 / 720		9.40 / 3.50		4.00 / 0.80	18	32750 / 16375	84 / 69	127	118
THT-80-6T-1,5	945	6.40	3.70		1.10	18	21450	72	78	69
THT-80-6/12T-1,5	940 / 450		3.30 / 1.20		1.10 / 0.18	18	21450 / 10725	72 / 57	86	77
THT-80-6T-2	945	7.40	4.30		1.50	26	25950	73	87	78
THT-80-6/12T-2	960 / 470		4.30 / 1.70		1.50 / 0.25	26	25950 / 12975	73 / 58	91	82
THT-80-6T-3	950	10.30	5.90		2.20	32	29950	74	94	84
THT-80-6/12T-3	940 / 470		5.60 / 2.20		2.20 / 0.37	32	29950 / 14975	74 / 59	100	91
THT-80-8T-0,75	700	3.60	2.10		0.55	20	17550	70	71	62
THT-80-8T-1	710	4.80	2.80		0.75	28	20650	71	78	69
THT-90-4T-4	1430	11.40	6.60		3.00	8	33600	87	110	93
THT-90-4/8T-4	1420 / 705		6.90 / 2.30		3.00 / 0.60	8	33600 / 16800	87 / 72	124	106
THT-90-4T-5,5	1440		8.40	4.85	4.00	12	38900	89	117	99
THT-90-4/8T-5,5	1450 / 720		9.40 / 3.50		4.00 / 0.80	12	38900 / 19450	89 / 74	150	132
THT-90-4T-7,5	1430		11.50	6.64	5.50	18	46150	91	143	126
THT-90-4/8T-7,5	1455 / 725		12.80 / 4.60		5.50 / 1.10	18	46150 / 23075	91 / 76	157	140
THT-90-4T-10	1460		17.70	10.22	7.50	22	50150	92	154	137
THT-90-4/8T-9	1455 / 725		15.50 / 5.50		6.70 / 1.50	22	50150 / 25075	92 / 77	157	140
THT-90-6T-2	945	7.40	4.30		1.50	16	28800	77	110	92
THT-90-6/12T-2	960 / 470		4.30 / 1.70		1.50 / 0.25	16	28800 / 14400	77 / 62	114	96
THT-90-6T-3	950	10.30	5.90		2.20	24	34000	78	116	99
THT-90-6/12T-3	940 / 470		5.60 / 2.20		2.20 / 0.37	24	34000 / 17000	78 / 63	123	105
THT-90-6T-4	945	15.00	8.70		3.00	30	38900	79	142	124
THT-90-6/12T-4	970 / 475		8.90 / 3.50		3.00 / 0.55	30	38900 / 19450	79 / 64	143	126
THT-90-8T-1	710	4.80	2.80		0.75	18	22900	71	100	84
THT-90-8T-2	700	9.00	5.20		1.50	30	29500	73	116	99
THT-90-8T-3	705	13.20	7.60		2.20	32	30850	74	134	116
THT-100-4T-7,5	1430		11.50	6.64	5.50	10	46850	92	151	131
THT-100-4/8T-7,5	1455 / 725		12.80 / 4.60		5.50 / 1.10	10	46850 / 23425	92 / 77	165	145
THT-100-4T-10	1460		17.70	10.22	7.50	16	57400	93	162	142
THT-100-4/8T-9	1455 / 725		15.50 / 5.50		6.70 / 1.50	14	54700 / 27350	93 / 78	165	145
THT-100-4T-15	1455		23.00	13.28	11.00	22	66300	94	215	195
THT-100-4/8T-15	1470 / 725		23.20 / 8.70		11.00 / 2.80	22	66300 / 33150	94 / 79	215	195
THT-100-4T-20	1460		29.00	16.74	15.00	28	76150	95	230	210
THT-100-4/8T-20	1470 / 725		31.70 / 11.80		15.00 / 3.80	28	76150 / 38075	95 / 80	230	210
THT-100-6T-3	950	10.30	5.90		2.20	16	37600	82	124	105
THT-100-6/12T-3	940 / 470		5.60 / 2.20		2.20 / 0.37	16	37600 / 18800	82 / 67	130	112
THT-100-6T-4	945	15.00	8.70		3.00	20	41150	83	150	130
THT-100-6/12T-4	970 / 475		8.90 / 3.50		3.00 / 0.55	20	41150 / 20575	83 / 68	151	131
THT-100-6T-5,5	970		11.00	6.35	4.00	26	47800	84	162	142
THT-100-6/12T-5,5	970 / 480		11.30 / 4.20		4.00 / 0.65	26	47800 / 23900	84 / 69	162	142

Technical characteristics

Model	Speed (r/min)	Maximum admissible current (A)			Power installed (kW)	Tilting angle blades (°)	Airflow maximum (m³/h)	Sound pressure level dB(A)	Approx. weight (Kg)	
		230V	400V	690V					Long	Short
THT-100-8T-2	700	9.00	5.20		1.50	22	32900	77	124	105
THT-100-8T-3	705	13.20	7.60		2.20	30	39400	77	142	122
THT-100-8T-4	710	15.60	9.00		3.00	32	40550	78	162	142
THT-125-4T/3-10	1460		17.70	10.22	7.50	8	58550	88	243	210
THT-125-4/8T/3-9	1455 / 725		15.50 / 5.50		6.70 / 1.50	8	58550 / 29275	88 / 68	243	210
THT-125-4T/3-15	1455		23.00	13.28	11.00	14	77750	89	294	266
THT-125-4/8T/3-15	1470 / 725		23.20 / 8.70		11.00 / 2.80	14	77750 / 38875	89 / 69	294	266
THT-125-4T/3-20	1460		29.00	16.74	15.00	18	91450	91	309	281
THT-125-4/8T/3-20	1470 / 725		31.70 / 11.80		15.00 / 3.80	18	91450 / 45725	91 / 71	309	281
THT-125-4T/3-25	1465		37.00	21.36	18.50	20	98350	91	377	334
THT-125-4T/3-30	1470		42.00	24.25	22.00	24	110350	92	391	348
THT-125-4/8T/3-27	1470 / 735		38.00 / 13.00		20.00 / 4.00	22	104400 / 52200	92 / 71	391	348
THT-125-4/8T/3-37	1475 / 735		51.00 / 20.60		27.00 / 6.00	28	120700 / 60350	93 / 72	472	429
THT-125-4T/3-40	1475		58.00	33.49	30.00	30	125000	93	472	429
THT-125-4/8T/3-40	1480 / 735		62.00 / 27.00		30.00 / 10.00	30	125000 / 62500	93 / 72	618	562
THT-125-4T/6-20	1460		29.00	16.74	15.00	10	78600	89	318	290
THT-125-4/8T/6-20	1470 / 725		31.70 / 11.80		15.00 / 3.80	10	78600 / 39300	89 / 68	318	290
THT-125-4/8T/6-22	1470 / 735		31.80 / 12.00		16.50 / 3.30	12	85600 / 42800	89 / 69	303	275
THT-125-4T/6-25	1465		37.00	21.36	18.50	14	92550	90	386	343
THT-125-4/8T/6-27	1470 / 735		38.00 / 13.00		20.00 / 4.00	16	98850 / 49425	90 / 69	400	357
THT-125-4T/6-30	1470		42.00	24.25	22.00	16	98850	90	400	357
THT-125-4/8T/6-37	1475 / 735		51.00 / 20.60		27.00 / 6.00	20	110900 / 55450	90 / 70	481	437
THT-125-4T/6-40	1475		58.00	33.49	30.00	22	117450	92	481	437
THT-125-4/8T/6-40	1480 / 735		62.00 / 27.00		30.00 / 10.00	22	117450 / 58725	92 / 71	627	571
THT-125-4T/6-50	1480		73.00	42.15	37.00	26	131050	93	529	473
THT-125-4T/9-25	1465		37.00	21.36	18.50	10	79650	88	395	352
THT-125-4/8T/9-22	1470 / 735		31.80 / 12.00		16.50 / 3.30	8	71150 / 35575	88 / 69	312	284
THT-125-4T/9-30	1470		42.00	24.25	22.00	12	88300	89	409	366
THT-125-4/8T/9-27	1470 / 735		38.00 / 13.00		20.00 / 4.00	12	88300 / 44150	89 / 70	409	366
THT-125-4/8T/9-37	1475 / 735		51.00 / 20.60		27.00 / 6.00	16	104050 / 52025	90 / 70	490	446
THT-125-4T/9-40	1475		58.00	33.49	30.00	16	104050	91	490	446
THT-125-4/8T/9-40	1480 / 735		62.00 / 27.00		30.00 / 10.00	16	104050 / 52025	91 / 71	636	580
THT-125-4T/9-50	1480		73.00	42.15	37.00	20	118400	93	538	482
THT-125-6T/3-4	945	15.00	8.70		3.00	12	46750	79	230	197
THT-125-6/12T/3-4	970 / 475		8.90 / 3.50		3.00 / 0.55	12	46750 / 23375	79 / 64	232	199
THT-125-6T/3-5,5	970		11.00	6.35	4.00	16	55400	80	242	209
THT-125-6/12T/3-5,5	970 / 480		11.30 / 4.20		4.00 / 0.65	16	55400 / 27700	80 / 65	243	210
THT-125-6T/3-7,5	970		14.00	8.08	5.50	22	68400	81	249	216
THT-125-6/12T/3-7,5	970 / 480		13.70 / 5.60		5.50 / 1.00	22	68400 / 34200	81 / 66	263	230
THT-125-6T/3-10	960		18.60	10.74	7.50	28	79150	83	274	246
THT-125-6/12T/3-10	970 / 480		19.00 / 8.00		7.50 / 1.40	28	79150 / 39575	83 / 68	294	266
THT-125-6T/3-15	955		26.00	15.01	11.00	34	87150	84	304	276
THT-125-6/12T/3-15	970 / 470		28.50 / 13.00		11.00 / 2.00	34	87150 / 43575	84 / 69	309	281
THT-125-6T/3-20	950		35.50	20.50	15.00	38	91650	85	377	334
THT-125-6/12T/3-24	970 / 480		36.00 / 14.50		17.50 / 3.50	38	91650 / 45825	85 / 70	472	429
THT-125-6T/6-5,5	970		11.00	6.35	4.00	10	51500	77	251	218
THT-125-6/12T/6-5,5	970 / 480		11.30 / 4.20		4.00 / 0.65	10	51500 / 25750	77 / 62	252	219
THT-125-6T/6-7,5	970		14.00	8.08	5.50	14	60650	77	258	225
THT-125-6/12T/6-7,5	970 / 480		13.70 / 5.60		5.50 / 1.00	14	60650 / 30325	77 / 62	272	239
THT-125-6T/6-10	960		18.60	10.74	7.50	20	72650	79	283	255
THT-125-6/12T/6-10	970 / 480		19.00 / 8.00		7.50 / 1.40	20	72650 / 36325	79 / 64	303	275
THT-125-6T/6-15	955		26.00	15.01	11.00	26	85850	81	313	285
THT-125-6/12T/6-15	970 / 470		28.50 / 13.00		11.00 / 2.00	26	85850 / 42925	81 / 66	318	290
THT-125-6T/6-20	950		35.50	20.50	15.00	30	92850	82	386	343
THT-125-6/12T/6-24	970 / 480		36.00 / 14.50		17.50 / 3.50	34	99650 / 49825	82 / 67	481	437

Technical characteristics

Model	Speed (r/min)	Maximum admissible current (A)			Power installed (kW)	Tilting angle blades (°)	Airflow maximum (m ³ /h)	Sound pressure level dB(A)	Approx. weight (Kg)	
		230V	400V	690V					Long	Short
THT-125-6T/9-10	960		18.60	10.74	7.50	14	63500	78	292	264
THT-125-6/12T/9-10	970 / 480		19.00 / 8.00		7.50 / 1.40	14	63500 / 31750	78 / 63	312	284
THT-125-6T/9-15	955		26.00	15.01	11.00	20	77550	81	322	294
THT-125-6/12T/9-15	970 / 470		28.50 / 13.00		11.00 / 2.00	20	77550 / 38775	81 / 66	327	299
THT-125-6T/9-20	950		35.50	20.50	15.00	26	92950	84	395	352
THT-125-6/12T/9-24	970 / 480		36.00 / 14.50		17.50 / 3.50	30	98500 / 49250	84 / 69	490	446
THT-140-6T/3-5,5	970		11.00	6.35	4.00	8	51300	83	279	242
THT-140-6T/3-7,5	970		14.00	8.08	5.50	14	68150	84	287	250
THT-140-6T/3-10	960		18.60	10.74	7.50	18	80200	85	339	300
THT-140-6T/3-15	955		26.00	15.01	11.00	24	96700	86	356	317
THT-140-6T/3-20	950		35.50	20.50	15.00	30	109600	88	436	386
THT-140-6T/6-7,5	970		14.00	8.08	5.50	8	62800	84	297	260
THT-140-6T/6-10	960		18.60	10.74	7.50	10	68900	85	349	310
THT-140-6T/6-15	955		26.00	15.01	11.00	16	86650	86	366	327
THT-140-6T/6-20	950		35.50	20.50	15.00	22	102950	87	445	396
THT-140-6T/6-25	975		34.40	19.86	18.50	24	108750	88	497	448
THT-140-6T/6-30	975		41.40	23.90	22.00	28	119050	89	506	457
THT-140-6T/9-10	960		18.60	10.74	7.50	8	62350	84	358	319
THT-140-6T/9-15	955		26.00	15.01	11.00	12	77400	86	375	336
THT-140-6T/9-20	950		35.50	20.50	15.00	16	91200	87	455	405
THT-140-6T/9-25	975		34.40	19.86	18.50	20	103800	88	506	458
THT-140-6T/9-30	975		41.40	23.90	22.00	22	111000	89	515	467
THT-140-6T/9-40	985		54.20	31.29	30.00	28	128800	91	673	611
THT-140-6T/9-50	980		66.40	38.34	37.00	32	135750	92	751	696
THT-140-8T/3-3	705	13.20	7.60		2.20	12	47400	78	279	242
THT-140-8T/3-4	710	15.60	9.00		3.00	16	56200	78	287	250
THT-140-8T/3-5,5	710		13.00	7.51	4.00	20	65350	79	337	298
THT-140-8T/3-7,5	710		15.10	8.72	5.50	26	77400	81	346	307
THT-140-8T/3-10	715		20.60	11.89	7.50	32	85900	82	357	318
THT-140-8T/6-3	705	13.20	7.60		2.20	8	47600	78	289	252
THT-140-8T/6-4	710	15.60	9.00		3.00	10	52250	79	297	260
THT-140-8T/6-5,5	710		13.00	7.51	4.00	14	61500	80	347	308
THT-140-8T/6-7,5	710		15.10	8.72	5.50	18	69550	81	356	317
THT-140-8T/6-10	715		20.60	11.89	7.50	24	82700	82	367	328
THT-140-8T/6-15	725		21.70	12.53	11.00	30	94150	83	453	404
THT-140-8T/9-4	710	15.60	9.00		3.00	8	47250	79	306	269
THT-140-8T/9-5,5	710		13.00	7.51	4.00	10	52950	79	356	317
THT-140-8T/9-7,5	710		15.10	8.72	5.50	14	64400	81	365	326
THT-140-8T/9-10	715		20.60	11.89	7.50	18	73900	82	376	337
THT-140-8T/9-15	725		21.70	12.53	11.00	26	94300	83	463	413
THT-140-8T/9-20	725		32.90	18.99	15.00	32	102900	86	516	468
THT-160-6T/3-10	960		18.60	10.74	7.50	8	76600	83	412	358
THT-160-6T/3-15	955		26.00	15.01	11.00	12	93350	85	429	375
THT-160-6T/3-20	950		35.50	20.50	15.00	18	119700	86	522	453
THT-160-6T/3-25	975		34.40	19.86	18.50	22	136600	87	574	504
THT-160-6T/3-30	975		41.40	23.90	22.00	24	144550	89	583	513
THT-160-6T/6-15	955		26.00	15.01	11.00	8	93750	85	440	386
THT-160-6T/6-20	950		35.50	20.50	15.00	12	112000	86	532	463
THT-160-6T/6-25	975		34.40	19.86	18.50	14	121100	87	584	515
THT-160-6T/6-30	975		41.40	23.90	22.00	16	129350	88	593	524
THT-160-6T/6-40	985		54.20	31.29	30.00	22	153700	89	768	669
THT-160-6T/6-50	980		66.40	38.34	37.00	26	170800	91	842	757
THT-160-6T/9-15	955		26.00	15.01	11.00	8	93100	85	450	396
THT-160-6T/9-20	950		35.50	20.50	15.00	8	93100	86	542	473
THT-160-6T/9-25	975		34.40	19.86	18.50	10	104250	87	594	525

Technical characteristics

Model	Speed (r/min)	Maximum admissible current (A)			Power installed (kW)	Tilting angle blades (°)	Airflow maximum (m³/h)	Sound pressure level dB(A)	Approx. weight (Kg)	
		230V	400V	690V					Long	Short
THT-160-6T/9-30	975		41.40	23.90	22.00	14	126800	88	603	534
THT-160-6T/9-40	985		54.20	31.29	30.00	18	145500	89	778	679
THT-160-6T/9-50	980		66.40	38.34	37.00	20	154950	90	852	768
THT-160-6T/9-60	985		84.50	48.79	45.00	24	176750	91	1067	968
THT-160-6T/9-75	985		100.00	57.74	55.00	28	192300	92	1112	1013
THT-160-8T/3-4	710	15.60	9.00		3.00	8	58050	77	356	304
THT-160-8T/3-5,5	710		13.00	7.51	4.00	12	70750	79	410	356
THT-160-8T/3-7,5	710		15.10	8.72	5.50	16	83900	80	419	365
THT-160-8T/3-10	715		20.60	11.89	7.50	20	97550	81	430	376
THT-160-8T/3-15	725		21.70	12.53	11.00	26	115550	83	530	461
THT-160-8T/6-5,5	710		13.00	7.51	4.00	8	71050	77	421	367
THT-160-8T/6-7,5	710		15.10	8.72	5.50	10	77950	79	430	376
THT-160-8T/6-10	715		20.60	11.89	7.50	14	91800	80	441	387
THT-160-8T/6-15	725		21.70	12.53	11.00	18	103800	82	540	471
THT-160-8T/6-20	725		32.90	18.99	15.00	24	123050	83	594	525
THT-160-8T/6-25	730		34.90	20.15	18.50	28	134700	84	741	642
THT-160-8T/9-7,5	710		15.10	8.72	5.50	8	70550	79	440	386
THT-160-8T/9-10	715		20.60	11.89	7.50	10	79000	80	451	397
THT-160-8T/9-15	725		21.70	12.53	11.00	14	96100	82	550	481
THT-160-8T/9-20	725		32.90	18.99	15.00	18	110300	83	604	535
THT-160-8T/9-25	730		34.90	20.15	18.50	22	125600	84	751	652
THT-160-8T/9-30	730		41.10	23.73	22.00	26	140750	85	776	677
THT-160-8T/9-40	730		56.30	32.50	30.00	32	153550	86	837	753

Acoustic features

The specified values are determined according to free field measurements of pressure and sound levels in dB(A) at an equivalent distance of twice the fan's span plus the impeller's diameter, with a minimum of 1.5 m.

Sound power Lw(A) spectrum in dB(A) via frequency band in Hz.

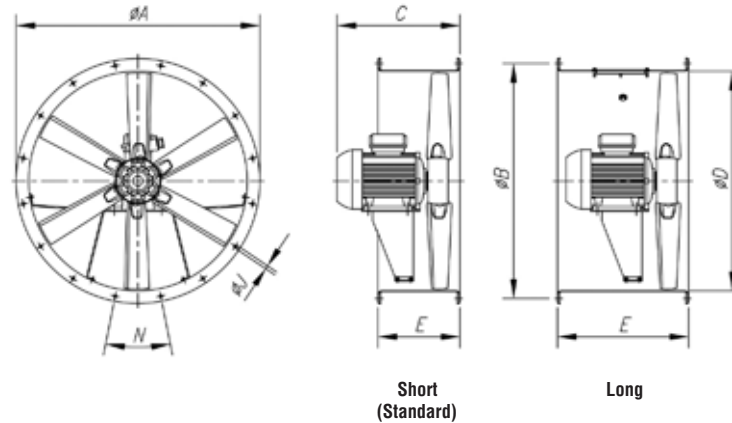
Model	63	125	250	500	1000	2000	4000	8000	Model	63	125	250	500	1000	2000	4000	8000
40-2-1.5	48	69	76	81	84	80	73	62	63-6-0.75	42	60	68	73	75	72	65	56
40-2-2	49	70	77	82	85	81	74	63	63-6-1	43	62	70	75	77	74	67	57
40-4-0.75	36	57	64	69	72	68	61	50	63-8-1.5	33	53	61	66	68	65	58	50
40-4-1.5	33	54	61	66	69	65	58	47	63-8-2	37	53	61	66	68	65	58	51
40-4-2	34	55	62	67	70	66	59	48	63-8-3	38	55	63	68	70	67	62	52
40-6	25	46	53	58	61	57	50	39	63-8-4	39	56	64	69	71	68	63	53
40-12	10	31	38	43	46	42	35	24	63-12-0.75	27	43	51	56	58	55	48	37
45-2-2	50	71	78	83	86	82	75	64	63-12-1	28	45	53	58	60	57	50	42
45-2-3	52	73	80	85	88	84	77	66	71-4-1.5	54	74	82	87	89	86	79	69
45-4-0.75	40	61	68	73	76	72	65	54	71-4-2	53	73	81	86	88	85	78	70
45-4-2	35	56	63	68	71	67	60	49	71-4-3	58	72	80	85	87	84	77	71
45-4-3	37	58	65	70	73	69	62	51	71-4-4	59	73	81	86	88	85	78	72
45-6	27	48	55	60	63	59	52	41	71-6-0.75	44	63	72	74	76	73	66	55
45-12	12	33	40	45	48	44	37	26	71-6-1	45	65	73	75	77	74	67	56
50-2-4	57	77	85	90	92	89	82	71	71-6-1.5	46	66	71	76	78	75	68	57
50-2-5.5	58	78	86	91	93	90	83	72	71-8-1.5	38	58	66	71	73	70	63	54
50-2-6	58	78	86	91	93	90	83	72	71-8-2	38	58	66	71	73	70	63	55
50-4-1	44	64	72	77	79	76	69	58	71-8-3	43	57	65	70	72	69	62	56
50-4-4	42	62	70	75	77	74	67	56	71-8-4	44	58	66	71	73	70	63	57
50-4-6	43	63	71	76	78	75	68	57	71-12-0.75	29	44	52	57	59	56	49	38
50-6	32	52	60	65	67	64	57	46	71-12-1	30	46	54	59	61	58	51	40
50-12	17	37	45	50	52	49	42	31	71-12-1.5	31	46	54	59	61	58	51	40
50-2-5.5	63	83	91	96	98	95	88	77	80-4-3	57	77	85	90	92	89	82	73
56-2-6	63	83	91	96	98	95	88	77	80-4-4	56	76	84	89	91	88	81	74
56-2-12	64	84	92	97	99	96	89	78	80-4-5.5	56	76	84	89	91	88	81	70
56-4-1	48	68	76	81	83	80	73	62	80-6-1.5	49	66	74	79	81	78	71	60
56-4-1.5	49	69	77	82	84	81	74	63	80-6-2	50	67	75	80	82	79	72	61
56-4-2	50	70	78	83	85	82	75	64	80-6-3	51	68	76	81	83	80	73	62
56-4-6	48	68	76	81	83	80	73	62	80-8-0.75	47	60	68	73	75	72	65	54
56-4-12	49	69	77	82	84	81	74	63	80-8-1	48	61	69	74	76	73	66	55
56-6	37	57	65	70	72	69	62	51	80-8-3	42	62	70	75	77	74	67	58
56-8-1.5	34	54	62	67	69	66	59	48	80-8-4	41	61	69	74	76	73	66	59
56-8-2	35	55	63	68	70	67	60	49	80-8-5.5	40	60	68	73	75	72	65	59
56-12	22	42	50	55	57	54	47	36	80-12-1.5	34	49	57	62	64	61	54	43
63-2-12	67	87	95	100	102	99	92	81	80-12-2	35	50	58	63	65	62	55	44
63-2-22	68	88	96	101	103	100	93	82	80-12-3	36	51	59	64	66	63	56	45
63-4-1	50	70	78	83	85	82	75	64	90-4-4	61	82	89	94	97	93	86	79
63-4-1.5	48	68	76	81	83	80	73	65	90-4-5.5	60	81	88	93	96	92	85	74
63-4-2	52	68	76	81	83	80	73	66	90-4-7.5	59	80	87	92	95	91	84	73
63-4-3	53	70	78	83	85	82	77	67	90-4-9	58	79	86	91	94	90	83	72
63-4-4	54	71	79	84	86	83	78	68	90-4-10	58	79	86	91	94	90	83	72
63-4-12	52	72	80	85	87	84	77	66	90-6-2	49	70	77	82	85	81	74	63
63-4-22	53	73	81	86	88	85	78	67	90-6-3	56	70	77	82	85	81	74	63

Acoustic features

Sound power Lw(A) spectrum in dB(A) via frequency band in Hz.

90-6-4	57	72	79	84	87	83	76	65	125-4/9-40	69	77	94	100	101	96	91	87
90-8-1	42	63	70	75	78	74	67	56	125-4/9-50	71	79	96	102	103	98	93	89
90-8-2	51	66	73	78	81	77	70	59	125-6/9-10	58	68	83	87	86	85	74	70
90-8-3	52	66	73	78	81	77	70	59	125-6/9-15	61	71	86	90	89	88	77	73
90-8-4	46	67	74	79	82	78	71	64	125-6/9-20	64	74	89	93	92	91	80	76
90-8-5.5	45	66	73	78	81	77	70	59	125-6/9-24	64	74	89	93	92	91	80	76
90-8-7.5	43	64	71	76	79	75	68	57	125-8/9-22	47	55	72	78	79	74	69	65
90-8-9	43	64	71	76	79	75	68	57	125-8/9-27	48	56	73	79	80	75	70	66
90-12-2	32	53	60	65	68	64	57	46	125-8/9-37	48	56	73	79	80	75	70	66
90-12-3	41	53	60	65	68	64	57	46	125-8/9-40	49	57	74	80	81	76	71	67
90-12-4	42	55	62	67	70	66	59	48	125-12/9-10	43	53	68	72	71	70	59	55
100-4-7.5	64	84	92	97	99	96	89	78	125-12/9-15	46	56	71	75	74	73	62	58
100-4-9	63	83	91	96	98	95	88	77	125-12/9-24	49	59	74	78	77	76	65	61
100-4-10	62	82	90	95	97	94	87	76	140-6/3-5.5	69	79	87	92	91	90	77	77
100-4-15	61	81	89	94	96	93	86	75	140-6/3-7.5	70	80	88	93	92	91	78	78
100-4-20	63	83	91	96	98	95	88	77	140-6/3-10	71	81	89	94	93	92	79	79
100-6-3	61	72	80	85	87	84	77	66	140-6/3-15	72	82	90	95	94	93	80	80
100-6-4	64	72	80	85	87	84	77	66	140-6/3-20	74	84	92	97	96	95	82	82
100-6-5.5	64	73	81	86	88	85	78	67	140-6/6-7.5	68	83	92	94	91	85	77	73
100-8-2	56	66	74	79	81	78	71	60	140-6/6-10	69	84	93	95	92	86	78	74
100-8-3	57	68	76	81	83	80	73	62	140-6/6-15	70	85	94	96	93	87	79	75
100-8-4	58	68	76	81	83	80	73	62	140-6/6-20	71	86	95	97	94	88	80	76
100-8-7.5	49	69	77	82	84	81	74	63	140-6/6-25	72	87	96	98	95	89	81	77
100-8-9	48	68	76	81	83	80	73	62	140-6/6-30	73	88	97	99	96	90	82	78
100-8-15	46	66	74	79	81	78	71	60	140-6/9-10	66	84	93	92	91	87	78	73
100-8-20	47	67	75	80	82	79	72	61	140-6/9-15	68	86	95	94	93	89	80	75
100-12-3	46	55	63	68	70	67	60	49	140-6/9-20	69	87	96	95	94	90	81	76
100-12-4	48	55	63	68	70	67	60	49	140-6/9-25	70	88	97	96	95	91	82	77
100-12-5.5	49	56	64	69	71	68	61	50	140-6/9-30	71	89	98	97	96	92	83	78
125-4/3-9	70	76	88	98	98	94	86	82	140-6/9-40	73	91	100	99	98	94	85	80
125-4/3-10	70	76	88	98	98	94	86	82	140-6/9-50	74	92	101	100	99	95	86	81
125-4/3-15	71	77	89	99	99	95	87	83	140-8/3-3	64	74	82	87	86	85	72	67
125-4/3-20	73	79	91	101	101	97	89	85	140-8/3-4	64	74	82	87	86	85	72	67
125-4/3-25	73	79	91	101	101	97	89	85	140-8/3-5.5	65	75	83	88	87	86	73	68
125-4/3-27	74	80	92	102	102	98	90	86	140-8/3-7.5	67	77	85	90	89	88	75	70
125-4/3-30	74	80	92	102	102	98	90	86	140-8/3-10	68	78	86	91	90	89	76	71
125-4/3-37	75	81	93	103	103	99	91	87	140-8/6-3	63	75	84	88	86	80	70	67
125-4/3-40	75	81	93	103	103	99	91	87	140-8/6-4	64	76	85	89	87	81	71	68
125-6/3-5.5	66	74	86	90	88	83	74	70	140-8/6-5.5	65	77	86	90	88	82	72	69
125-6/3-7.5	67	75	87	91	89	84	75	71	140-8/6-7.5	66	78	87	91	89	83	73	70
125-6/3-10	69	77	89	93	91	86	77	73	140-8/6-10	67	79	88	92	90	84	74	71
125-6/3-15	70	78	90	94	92	87	78	74	140-8/6-15	68	80	89	93	91	85	75	72
125-6/3-20	71	79	91	95	93	88	79	75	140-8/9-4	62	73	84	89	87	83	73	68
125-6/3-24	71	79	91	95	93	88	79	75	140-8/9-5.5	62	73	84	89	87	83	73	68
125-8/3-9	50	56	68	78	78	74	66	62	140-8/9-7.5	64	75	86	91	89	85	75	70
125-8/3-15	51	57	69	79	79	75	67	63	140-8/9-10	65	76	87	92	90	86	76	71
125-8/3-20	53	59	71	81	81	77	69	65	140-8/9-15	66	77	88	93	91	87	77	72
125-8/3-27	53	59	71	81	81	77	69	65	140-8/9-20	69	80	91	96	94	90	80	75
125-8/3-37	54	60	72	82	82	78	70	66	160-6/3-10	69	79	87	92	91	90	77	72
125-8/3-40	54	60	72	82	82	78	70	66	160-6/3-15	71	81	89	94	93	92	79	74
125-6/3-4	65	73	85	89	87	82	73	69	160-6/3-20	72	82	90	95	94	93	80	75
125-12/3-4	50	58	70	74	72	67	58	54	160-6/3-25	73	83	91	96	95	94	81	76
125-12/3-5.5	51	59	71	75	73	68	59	55	160-6/3-30	75	85	93	98	97	96	83	78
125-12/3-7.5	52	60	72	76	74	69	60	56	160-6/6-15	69	84	93	95	92	86	78	74
125-12/3-10	54	62	74	78	76	71	62	58	160-6/6-20	70	85	94	96	93	87	79	75
125-12/3-15	55	63	75	79	77	72	63	59	160-6/6-25	71	86	95	97	94	88	80	76
125-12/3-24	56	64	76	80	78	73	64	60	160-6/6-30	72	87	96	98	95	89	81	77
125-4/6-20	67	75	91	98	100	95	89	85	160-6/6-40	73	88	97	99	96	90	82	78
125-4/6-22	67	75	91	98	100	95	89	85	160-6/6-50	75	90	99	101	98	92	84	80
125-4/6-25	68	76	92	99	101	96	90	86	160-6/9-15	67	85	94	93	92	88	79	74
125-4/6-27	68	76	92	99	101	96	90	86	160-6/9-20	68	86	95	94	93	89	80	75
125-4/6-30	68	76	92	99	101	96	90	86	160-6/9-25	69	87	96	95	94	90	81	76
125-4/6-37	68	76	92	99	101	96	90	86	160-6/9-30	70	88	97	96	95	91	82	77
125-4/6-40	70	78	94	101	103	98	92	88	160-6/9-40	71	89	98	97	96	92	83	78
125-4/6-50	71	79	95	102	104	99	93	89	160-6/9-50	72	90	99	98	97	93	84	79
125-6/6-5.5	60	69	82	85	86	83	72	68	160-6/9-60	73	91	100	99	98	94	85	80
125-6/6-7.5	60	69	82	85	86	83	72	68	160-6/9-75	74	92	101	100	99	95	86	81
125-6/6-10	62	71	84	87	88	85	74	70	160-8/3-4	63	73	81	86	85	84	71	66
125-6/6-15	64	73	86	89	90	87	76	72	160-8/3-5.5	65	75	83	88	87	86	73	68
125-6/6-20	65	74	87	90	91	88	77	73	160-8/3-7.5	66	76	84	89	88	87	74	69
125-6/6-24	65	74	87	90	91	88	77	73	160-8/3-10	67	77	85	90	89	88	75	70
125-8/6-20	46	54	70	77	79	74	68	64	160-8/3-15	69	79	87	92	91	90	77	72
125-8/6-22	47	55	71	78	80	75	69	65	160-8/6-5.5	61	76	85	87	84	78	70	66
125-8/6-27	47	55	71	78	80	75	69	65	160-8/6-7.5	63	78	87	89	86	80	72	68
125-8/6-37	48	56	72	79	81	76	70	66	160-8/6-10	64	79	88	90	87	81	73	69
125-8/6-40	49	57	73	80	82	77	71	67	160-8/6-15	66	81	90	92	89	83	75	71
125-12/6-5.5	45	54	67	70	71	68	57	53	160-8/6-20	67	82	91	93	90	84	76	72
125-12/6-7.5	45	54	67	70	71	68	57	53	160-8/6-25	68	83	92	94	91	85	77	73
125-12/6-10	47	56	69	72	73	70	59	55	160-8/9-7.5	61	79	88	87	86	82	73	68
125-12/6-15	49	58	71	74	75	72	61	57	160-8/9-10	62	80	89	88	87	83	74	69
125-12/6-24	50	59	72	75	76	73	62	58	160-8/9-15	64	82	91	90	89	85	76	71
125-4/9-22	66	74	91	97	98	93	88	84	160-8/9-20	65	83	92	91	90	86	77	72
125-4/9-25	66	74	91	97	98	93	88	84	160-8/9-25	66	84	93	92	91	8		

Dimensions in mm



Model	ØA	ØB	C (consult motor size according to power)																E			ØJ	N
			80	90S	90L	100	112	132S	132M	160M	160L	180M	180L	200L	225	250	280	ØD	Short	Long			
THT-40	490	450	348	364	389	-	-	-	-	-	-	-	-	-	-	-	-	410	250	400	12	8x45°	
THT-45	540	500	348	364	389	-	-	-	-	-	-	-	-	-	-	-	-	460	250	400	12	8x45°	
THT-50	600	560	339	364	389	419	-	-	-	-	-	-	-	-	-	-	-	514	250	400	12	12x30°	
THT-50	600	560	-	-	-	-	438	-	-	-	-	-	-	-	-	-	-	514	250	500	12	12x30°	
THT-56	660	620	275	364	389	-	-	-	-	-	-	-	-	-	-	-	-	560	250	400	12	12x30°	
THT-56	660	620	-	-	-	416	432	480	518	-	-	-	-	-	-	-	-	560	250	500	12	12x30°	
THT-56	660	620	-	-	-	-	-	-	-	620	-	-	-	-	-	-	-	560	250	650	12	12x30°	
THT-63	730	690	339	359	389	-	-	-	-	-	-	-	-	-	-	-	-	640	250	400	12	12x30°	
THT-63	730	690	-	-	-	420	437	-	-	-	-	-	-	-	-	-	-	640	250	500	12	12x30°	
THT-63	730	690	-	-	-	-	-	539	577	-	-	-	-	-	-	-	-	640	250	650	12	12x30°	
THT-63	730	690	-	-	-	-	-	-	-	630	674	-	-	-	-	-	-	640	350	650	12	12x30°	
THT-71	810	770	366	379	404	-	-	-	-	-	-	-	-	-	-	-	-	710	300	430	12	16x22°30'	
THT-71	810	770	-	-	-	438	433	-	-	-	-	-	-	-	-	-	-	710	300	500	12	16x22°30'	
THT-80	900	860	-	-	422	456	472	-	-	-	-	-	-	-	-	-	-	800	300	500	12	16x22°30'	
THT-80	900	860	-	-	-	-	-	515	-	-	-	-	-	-	-	-	-	800	300	600	12	16x22°30'	
THT-90	1015	970	-	-	-	466	482	525	565	-	-	-	-	-	-	-	-	900	350	600	15	16x22°30'	
THT-100	1115	1070	-	-	-	-	482	525	565	-	-	-	-	-	-	-	-	1000	350	600	15	16x22°30'	
THT-100	1115	1070	-	-	-	-	-	-	-	695	695	-	-	-	-	-	-	1000	450	700	15	16x22°30'	
THT-125	1365	1320	-	-	-	-	-	561	601	-	-	-	-	-	-	-	-	1250	500	700	15	20x18°	
THT-125	1365	1320	-	-	-	-	-	-	-	695	695	-	-	-	-	-	-	1250	500	700	15	20x18°	
THT-125	1365	1320	-	-	-	-	-	-	-	-	-	740	740	860	-	-	-	1250	500	900	15	20x18°	
THT-125	1365	1320	-	-	-	-	-	-	-	-	-	-	-	-	907	-	-	1250	500	1000	15	20x18°	
THT-125	1365	1320	-	-	-	-	-	-	-	-	-	-	-	-	-	987	-	1250	600	1000	15	20x18°	
THT-125	1365	1320	-	-	-	-	-	-	-	-	-	-	-	-	-	-	1077	1250	600	1200	15	20x18°	
THT-140	1515	1470	-	-	-	-	-	-	570	-	-	-	-	-	-	-	-	1400	400	650	15	20x18°	
THT-140	1515	1470	-	-	-	-	-	-	-	-	700	-	-	-	-	-	-	1400	450	700	15	20x18°	
THT-140	1515	1470	-	-	-	-	-	-	-	-	-	-	765	-	-	-	-	1400	550	900	15	20x18°	
THT-140	1515	1470	-	-	-	-	-	-	-	-	-	-	-	825	-	-	-	1400	550	900	15	20x18°	
THT-140	1515	1470	-	-	-	-	-	-	-	-	-	-	-	-	910	-	-	1400	550	1000	15	20x18°	
THT-140	1515	1470	-	-	-	-	-	-	-	-	-	-	-	-	-	985	-	1400	600	1000	15	20x18°	
THT-160	1735	1680	-	-	-	-	-	-	570	-	-	-	-	-	-	-	-	1600	400	650	19	24x15°	
THT-160	1735	1680	-	-	-	-	-	-	-	-	700	-	-	-	-	-	-	1600	450	700	19	24x15°	
THT-160	1735	1680	-	-	-	-	-	-	-	-	-	-	-	765	-	-	-	1600	550	900	19	24x15°	
THT-160	1735	1680	-	-	-	-	-	-	-	-	-	-	-	-	825	-	-	1600	550	1000	19	24x15°	
THT-160	1735	1680	-	-	-	-	-	-	-	-	-	-	-	-	-	910	-	1600	550	1000	19	24x15°	
THT-160	1735	1680	-	-	-	-	-	-	-	-	-	-	-	-	-	-	985	1600	600	1000	19	24x15°	
THT-160	1735	1680	-	-	-	-	-	-	-	-	-	-	-	-	-	-	-	1600	700	1000	19	24x15°	

Motor build sizes depending on power (one-speed)

	CV																			
	0,75	1	1,5	2	3	4	5,5	7,5	10	12	15	20	22	25	30	40	50	60	75	100
2T (3000 r/min)	80	80	80	90S	90L	100LB	112M	132S	132S	132MA	160M	160M	160L	180M	180L	200L	225S/M	225S/M	250S/M	280S/M
4T (1500 r/min)	90S	90S	90S	90L	100LA	100LB	112M	132S	132M	-	160M	160L	-	180M	180L	200L	225S/M	225S/M	250S/M	280S/M
6T (1000 r/min)	90S	90S	90L	100L	112M	132S	132MA	132MB	160M	-	160L	180L	-	200MLA	200MLB	225SMB	250S/M	280S/M	280S/M	-
8T (750 r/min)	90L	100LA	100L	112M	132S	132M	160MA	160M	160L	-	180L	200MLA	-	225SMA	225SMB	250SMA	280S/M	280S/M	-	-

Motor build sizes depending on power (two-speed)

	CV																					
	0,75	1	1,5	2	3	4	5,5	6	7,5	8	10	12	15	18	20	22	24	27	37	38	40	
2/4(3000/1500 r/min)	-	-	90S	90S	90L	100L	-	112M	-	-	132M	-	160MA	-	160M	-	160L	-	-	-	-	
4/8(1500/750 r/min)	-	-	90S	100L	100LA	100LC	132S	-	132S	132S	-	132M	-	160M	-	160L	180M	180M	180L	200MLA	200L	225S/M
6/12(1000/500 r/min)	90L	100L	100LB	112M	112M	132MC	160M	160M	160LB	160LB	-	160LB	-	200MLC	160L	200M	-	250SMB	225S/M	-	225S/M	-

Characteristic curves

See characteristic curves on page 33.

CJTHT/PLUS



400°C/2h, 300°C/2h and 200°C/2h axial extraction units with built-in noise reducer



Extraction units with soundproofed box to work inside fire danger zones at 400°C/2h and noise reducer, with built-in central core.

Fan:

- Galvanised sheet steel structure with thermal insulation and soundproofing.
- Turnable cast aluminium impellers.
- Noise reducer with sound-absorbing material, especially tested to reduce noise considerably. Units suitable for working in both horizontal and vertical positions. Approval according to Standard EN-12101-3-2002, certificate no.: 0370-CPD-0312
- Airflow direction from motor to impeller



Highly-efficient built-in noise reducer.

Motor:

- Class H motors, ongoing use S1 and emergency use S2, with ball bearings, IP55 protection, and one- or two- speed depending on the model.
- Three-phase 230/400V.-50Hz. (up to 4CV.) and 400/690V.-50Hz. (power over 4CV.)
- Max. temperature of air for transport: S1 Service -20°C+ 40°C for ongoing use, S2 Service 200°C/2h, 300°C/2h, 400°C/2h

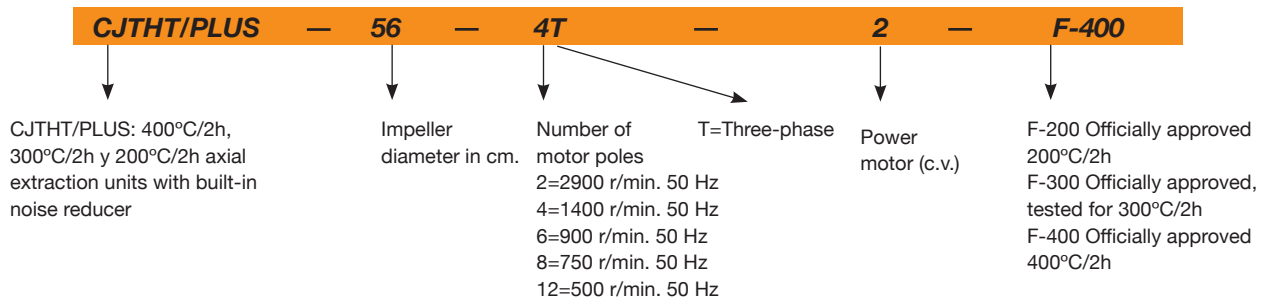
Finish:

- Anticorrosive galvanized sheet steel.

On request:

- 100% reversible impellers.

Order code



Technical characteristics

Model	Speed (r/min)	Maximum admissible current (A)			Power installed (kW)	Tilting angle blades (°)	Airflow maximum (m³/h)	Sound pressure level dB(A)	Approx. weight (Kg)
		230V	400V	690V					
CJTHT-40-2/4T-1.5/PLUS	2900 / 1450		2.90 / 1.10		1.10 / 0.25	20	7050 / 3525	71 / 56	53
CJTHT-40-2/4T-2/PLUS	2940 / 1460		4.40 / 1.40		1.50 / 0.37	24	7950 / 3975	72 / 57	54
CJTHT-40-4T-0.75/PLUS	1420	2.90	1.70		0.55	32	4800	59	47
CJTHT-40-6T-0.75/PLUS	930	3.30	1.90		0.55	32	3150	49	52
CJTHT-40-6/12T-0.75/PLUS	940 / 460		2.10 / 0.90		0.55 / 0.09	32	3150 / 1575	49 / 34	56
CJTHT-45-2/4T-2/PLUS	2940 / 1460		4.40 / 1.40		1.50 / 0.37	16	9400 / 4700	73 / 58	56
CJTHT-45-2/4T-3/PLUS	2930 / 1450		5.70 / 1.80		2.20 / 0.60	22	11350 / 5675	75 / 60	58
CJTHT-45-4T-0.75/PLUS	1420	2.90	1.70		0.55	36	7450	63	49
CJTHT-45-6T-0.75/PLUS	930	3.30	1.90		0.55	30	4450	51	53
CJTHT-45-6/12T-0.75/PLUS	940 / 460		2.10 / 0.90		0.55 / 0.09	30	4450 / 2225	51 / 36	58
CJTHT-50-2/4T-4/PLUS	2920 / 1440		6.70 / 2.00		3.00 / 0.80	16	13900 / 6950	77 / 60	65

Technical characteristics

Model	Speed (r/min)	Maximum admissible current (A)			Power installed (kW)	Tilting angle blades (°)	Airflow maximum (m³/h)	Sound pressure level dB(A)	Approx. weight (Kg)
		230V	400V	690V					
CJTHT-50-2/4T-6/PLUS	2930 / 1450		10.00 / 3.20		4.50 / 1.30	20	15900 / 7950	78 / 63	81
CJTHT-50-4T-1/PLUS	1430	3.80	2.20		0.75	28	9750	64	51
CJTHT-50-6T-0.75/PLUS	930	3.30	1.90		0.55	32	7000	53	55
CJTHT-50-6/12T-0.75/PLUS	940 / 460		2.10 / 0.90		0.55 / 0.09	32	7000 / 3500	53 / 38	59
CJTHT-56-2/4T-6/PLUS	2930 / 1450		10.00 / 3.20		4.50 / 1.30	16	18800 / 9400	83 / 67	90
CJTHT-56-2/4T-12/PLUS	2920 / 1440		18.50 / 5.50		9.00 / 2.50	30	27200 / 13600	84 / 69	153
CJTHT-56-4T-1/PLUS	1430	3.80	2.20		0.75	22	11250	68	62
CJTHT-56-4T-1.5/PLUS	1420	4.70	2.70		1.10	30	13600	69	64
CJTHT-56-4/8T-1.5/PLUS	1440 / 710		2.90 / 1.40		1.10 / 0.25	30	13600 / 6800	69 / 52	68
CJTHT-56-4T-2/PLUS	1425	6.60	3.80		1.50	36	15050	70	68
CJTHT-56-4/8T-2/PLUS	1415 / 715		3.60 / 1.50		1.50 / 0.30	36	15050 / 7525	70 / 53	80
CJTHT-56-6T-0.75/PLUS	930	3.30	1.90		0.55	38	10150	58	64
CJTHT-56-6/12T-0.75/PLUS	940 / 460		2.10 / 0.90		0.55 / 0.09	38	10150 / 5075	58 / 41	68
CJTHT-63-4T-1/PLUS	1430	3.80	2.20		0.75	14	15200	68	66
CJTHT-63-4T-1.5/PLUS	1420	4.70	2.70		1.10	20	17800	69	69
CJTHT-63-4/8T-1.5/PLUS	1440 / 710		2.90 / 1.40		1.10 / 0.25	20	17800 / 8900	69 / 52	72
CJTHT-63-4T-2/PLUS	1425	6.60	3.80		1.50	24	19300	70	72
CJTHT-63-4/8T-2/PLUS	1415 / 715		3.60 / 1.50		1.50 / 0.30	24	19300 / 9650	70 / 53	84
CJTHT-63-4T-3/PLUS	1435	9.20	5.30		2.20	32	22150	72	78
CJTHT-63-4/8T-3/PLUS	1415 / 715		5.20 / 1.90		2.20 / 0.45	32	22150 / 11075	72 / 54	90
CJTHT-63-4T-4/PLUS	1430	11.40	6.60		3.00	38	24250	73	87
CJTHT-63-4/8T-4/PLUS	1420 / 705		6.90 / 2.30		3.00 / 0.60	38	24250 / 12125	73 / 55	101
CJTHT-63-6T-0.75/PLUS	930	3.30	1.90		0.55	28	13600	61	68
CJTHT-63-6/12T-0.75/PLUS	940 / 460		2.10 / 0.90		0.55 / 0.09	28	13600 / 6800	61 / 44	72
CJTHT-63-6T-1/PLUS	940	4.40	2.60		0.75	38	15900	62	72
CJTHT-63-6/12T-1/PLUS	935 / 430		2.50 / 1.03		0.75 / 0.15	38	15900 / 7950	62 / 45	78
CJTHT-71-4T-1.5/PLUS	1420	4.70	2.70		1.10	12	19500	74	85
CJTHT-71-4/8T-1.5/PLUS	1440 / 710		2.90 / 1.40		1.10 / 0.25	12	19500 / 9750	74 / 59	89
CJTHT-71-4T-2/PLUS	1425	6.60	3.80		1.50	14	20900	75	89
CJTHT-71-4/8T-2/PLUS	1415 / 715		3.60 / 1.50		1.50 / 0.30	14	20900 / 10450	75 / 60	101
CJTHT-71-4T-3/PLUS	1435	9.20	5.30		2.20	22	25100	76	95
CJTHT-71-4/8T-3/PLUS	1415 / 715		5.20 / 1.90		2.20 / 0.45	22	25100 / 12550	76 / 62	107
CJTHT-71-4T-4/PLUS	1430	11.40	6.60		3.00	28	27500	77	104
CJTHT-71-4/8T-4/PLUS	1420 / 705		6.90 / 2.30		3.00 / 0.60	28	27500 / 13750	77 / 63	118
CJTHT-71-6T-0.75/PLUS	930	3.30	1.90		0.55	20	16100	63	85
CJTHT-71-6/12T-0.75/PLUS	940 / 460		2.10 / 0.90		0.55 / 0.09	20	16100 / 8050	63 / 49	89
CJTHT-71-6T-1/PLUS	940	4.40	2.60		0.75	26	17300	64	88
CJTHT-71-6/12T-1/PLUS	935 / 430		2.50 / 1.03		0.75 / 0.15	26	17300 / 8650	64 / 49	95
CJTHT-71-6T-1.5/PLUS	945	6.40	3.70		1.10	34	19950	65	94
CJTHT-71-6/12T-1.5/PLUS	940 / 450		3.30 / 1.20		1.10 / 0.18	34	19950 / 9975	65 / 50	102
CJTHT-80-4T-3/PLUS	1435	9.20	5.30		2.20	12	25450	78	103
CJTHT-80-4/8T-3/PLUS	1415 / 715		5.20 / 1.90		2.20 / 0.45	12	25450 / 12725	78 / 63	115
CJTHT-80-4T-4/PLUS	1430	11.40	6.60		3.00	16	30250	79	112
CJTHT-80-4/8T-4/PLUS	1420 / 705		6.90 / 2.30		3.00 / 0.60	16	30250 / 15125	79 / 64	125
CJTHT-80-4T-5.5/PLUS	1440		8.40	4.85	4.00	18	32750	80	118
CJTHT-80-4/8T-5.5/PLUS	1450 / 720		9.40 / 3.50		4.00 / 0.80	18	32750 / 16375	80 / 65	153
CJTHT-80-6T-1.5/PLUS	945	6.40	3.70		1.10	18	21450	68	102
CJTHT-80-6/12T-1.5/PLUS	940 / 450		3.30 / 1.20		1.10 / 0.18	18	21450 / 10725	68 / 53	110
CJTHT-80-6T-2/PLUS	945	7.40	4.30		1.50	26	25950	69	111
CJTHT-80-6/12T-2/PLUS	960 / 470		4.30 / 1.70		1.50 / 0.25	26	25950 / 12975	69 / 54	115
CJTHT-80-6T-3/PLUS	950	10.30	5.90		2.20	32	29950	70	118
CJTHT-80-6/12T-3/PLUS	940 / 470		5.60 / 2.20		2.20 / 0.37	32	29950 / 14975	70 / 55	124
CJTHT-80-8T-0.75/PLUS	700	3.60	2.10		0.55	20	17550	67	95

Technical characteristics

Model	Speed (r/min)	Maximum admissible current (A)			Power installed (kW)	Tilting angle blades (°)	Airflow maximum (m³/h)	Sound pressure level dB(A)	Approx. weight (Kg)
		230V	400V	690V					
CJTHT-80-8T-1/PLUS	710	4.80	2.80		0.75	28	20650	68	102
CJTHT-90-4T-4/PLUS	1430	11.40	6.60		3.00	8	33600	82	136
CJTHT-90-4/8T-4/PLUS	1420 / 705		6.90 / 2.30		3.00 / 0.60	8	33600 / 16800	82 / 68	149
CJTHT-90-4T-5.5/PLUS	1440		8.40	4.85	4.00	12	38900	84	142
CJTHT-90-4/8T-5.5/PLUS	1450 / 720		9.40 / 3.50		4.00 / 0.80	12	38900 / 19450	84 / 69	177
CJTHT-90-4T-7.5/PLUS	1430		11.50	6.64	5.50	18	46150	86	168
CJTHT-90-4/8T-7.5/PLUS	1455 / 725		12.80 / 4.60		5.50 / 1.10	18	46150 / 23075	86 / 72	182
CJTHT-90-4T-10/PLUS	1460		17.70	10.22	7.50	22	50150	87	179
CJTHT-90-4/8T-9/PLUS	1455 / 725		15.50 / 5.50		6.70 / 1.50	22	50150 / 25075	87 / 73	182
CJTHT-90-6T-2/PLUS	945	7.40	4.30		1.50	16	28800	74	135
CJTHT-90-6/12T-2/PLUS	960 / 470		4.30 / 1.70		1.50 / 0.25	16	28800 / 14400	74 / 59	139
CJTHT-90-6T-3/PLUS	950	10.30	5.90		2.20	24	34000	75	142
CJTHT-90-6/12T-3/PLUS	940 / 470		5.60 / 2.20		2.20 / 0.37	24	34000 / 17000	75 / 60	148
CJTHT-90-6T-4/PLUS	945	15.00	8.70		3.00	30	38900	76	166
CJTHT-90-6/12T-4/PLUS	970 / 475		8.90 / 3.50		3.00 / 0.55	30	38900 / 19450	76 / 61	168
CJTHT-90-8T-1/PLUS	710	4.80	2.80		0.75	18	22900	68	126
CJTHT-90-8T-2/PLUS	700	9.00	5.20		1.50	30	29500	69	142
CJTHT-90-8T-3/PLUS	705	13.20	7.60		2.20	32	30850	70	158
CJTHT-100-4T-7.5/PLUS	1430		11.50	6.64	5.50	10	46850	88	176
CJTHT-100-4/8T-7.5/PLUS	1455 / 725		12.80 / 4.60		5.50 / 1.10	10	46850 / 23425	88 / 73	190
CJTHT-100-4T-10/PLUS	1460		17.70	10.22	7.50	16	57400	89	187
CJTHT-100-4/8T-9/PLUS	1455 / 725		15.50 / 5.50		6.70 / 1.50	14	54700 / 27350	89 / 74	190
CJTHT-100-4T-15/PLUS	1455		23.00	13.28	11.00	22	66300	90	231
CJTHT-100-4/8T-15/PLUS	1470 / 725		23.20 / 8.70		11.00 / 2.80	22	66300 / 33150	90 / 75	231
CJTHT-100-4T-20/PLUS	1460		29.00	16.74	15.00	28	76150	91	246
CJTHT-100-4/8T-20/PLUS	1470 / 725		31.70 / 11.80		15.00 / 3.80	28	76150 / 38075	91 / 76	246
CJTHT-100-6T-3/PLUS	950	10.30	5.90		2.20	16	37600	79	150
CJTHT-100-6/12T-3/PLUS	940 / 470		5.60 / 2.20		2.20 / 0.37	16	37600 / 18800	79 / 64	156
CJTHT-100-6T-4/PLUS	945	15.00	8.70		3.00	20	41150	80	175
CJTHT-100-6/12T-4/PLUS	970 / 475		8.90 / 3.50		3.00 / 0.55	20	41150 / 20575	80 / 65	176
CJTHT-100-6T-5.5/PLUS	970		11.00	6.35	4.00	26	47800	81	187
CJTHT-100-6/12T-5.5/PLUS	970 / 480		11.30 / 4.20		4.00 / 0.65	26	47800 / 23900	81 / 66	187
CJTHT-100-8T-2/PLUS	700	9.00	5.20		1.50	22	32900	74	150
CJTHT-100-8T-3/PLUS	705	13.20	7.60		2.20	30	39400	74	167
CJTHT-100-8T-4/PLUS	710	15.60	9.00		3.00	32	40550	75	187

Acoustic features

The specified values are determined according to free field measurements of pressure and sound levels in dB(A) at an equivalent distance of twice the fan's span plus the impeller's diameter, with a minimum of 1.5 m.

Sound power Lw(A) spectrum in dB(A) via frequency band in Hz.

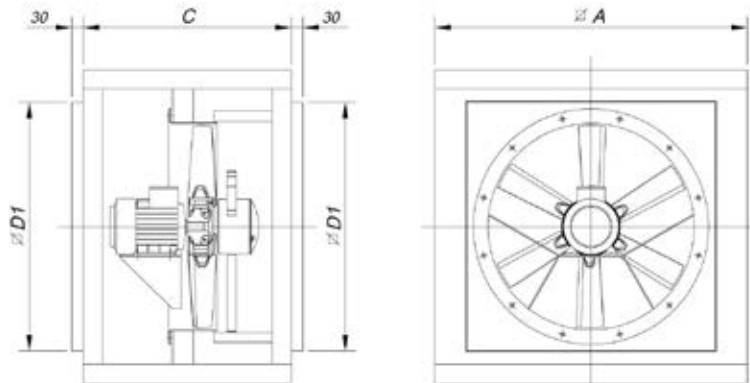
Model	63	125	250	500	1000	2000	4000	8000	Model	63	125	250	500	1000	2000	4000	8000
40-2-1.5	43	64	71	76	79	75	68	57	50-6	28	48	56	61	63	60	53	42
40-2-2	44	65	72	77	80	76	69	58	50-12	13	33	41	46	48	45	38	27
40-4-0.75	31	52	59	64	67	63	56	45	56-2-6	58	78	86	91	93	90	83	72
40-4-1.5	28	49	56	61	64	60	53	42	56-2-12	59	79	87	92	94	91	84	73
40-4-2	29	50	57	62	65	61	54	43	56-4-1	43	63	71	76	78	75	68	57
40-6	21	42	49	54	57	53	46	35	56-4-1.5	44	64	72	77	79	76	69	58
40-12	6	27	34	39	42	38	31	20	56-4-2	45	65	73	78	80	77	70	59
45-2-2	45	66	73	78	81	77	70	59	56-4-6	42	62	70	75	77	74	67	56
45-2-3	47	68	75	80	83	79	72	61	56-4-12	44	64	72	77	79	76	69	58
45-4-0.75	35	56	63	68	71	67	60	49	56-6	33	53	61	66	68	65	58	47
45-4-2	30	51	58	63	66	62	55	44	56-8-1.5	27	47	55	60	62	59	52	41
45-4-3	32	53	60	65	68	64	57	46	56-8-2	28	48	56	61	63	60	53	42
45-6	23	44	51	56	59	55	48	37	56-12	16	36	44	49	51	48	41	30
45-12	8	29	36	41	44	40	33	22	63-4-1	45	65	73	78	80	77	70	59
50-2-4	52	72	80	85	87	84	77	66	63-4-1.5	44	64	72	77	79	76	69	60
50-2-6	53	73	81	86	88	85	78	67	63-4-2	47	64	72	77	79	76	69	61
50-4-1	39	59	67	72	74	71	64	53	63-4-3	49	67	75	80	82	79	74	63
50-4-4	35	55	63	68	70	67	60	49	63-4-4	50	68	76	81	83	80	75	64
50-4-6	38	58	66	71	73	70	63	52	63-6-0.75	38	56	64	69	71	68	61	52

Acoustic features

Sound power Lw(A) spectrum in dB(A) via frequency band in Hz.

63-6-1	39	58	66	71	73	70	63	53	90-4-5.5	56	77	84	89	92	88	81	70
63-8-1.5	27	47	55	60	62	59	52	43	90-4-7.5	55	76	83	88	91	87	80	69
63-8-2	30	47	55	60	62	59	52	44	90-4-9	54	75	82	87	90	86	79	68
63-8-3	31	49	57	62	64	61	56	45	90-4-10	54	75	82	87	90	86	79	68
63-8-4	32	50	58	63	65	62	57	46	90-6-2	46	67	74	79	82	78	71	60
63-12-0.75	21	37	45	50	52	49	42	31	90-6-3	53	67	74	79	82	78	71	60
63-12-1	22	39	47	52	54	51	44	36	90-6-4	54	69	76	81	84	80	73	62
71-4-1.5	51	71	79	84	86	83	76	65	90-8-1	39	60	67	72	75	71	64	53
71-4-2	50	70	78	83	85	82	75	66	90-8-2	47	62	69	74	77	73	66	55
71-4-3	53	68	76	81	83	80	73	67	90-8-3	48	62	69	74	77	73	66	55
71-4-4	54	69	77	82	84	81	74	68	90-8-4	43	64	71	76	79	75	68	60
71-6-0.75	40	60	68	71	73	70	63	52	90-8-5.5	41	62	69	74	77	73	66	55
71-6-1	41	61	69	71	73	70	63	52	90-8-7.5	40	61	68	73	76	72	65	54
71-6-1.5	42	62	67	72	74	71	64	53	90-8-9	40	61	68	73	76	72	65	54
71-8-1.5	36	55	63	68	70	67	61	50	90-12-2	29	50	57	62	65	61	54	43
71-8-2	35	55	63	68	70	67	60	51	90-12-3	38	50	57	62	65	61	54	43
71-8-3	39	54	62	67	69	66	59	53	90-12-4	39	52	59	64	67	63	56	45
71-8-4	40	55	63	68	70	67	60	54	100-4-7.5	61	81	89	94	96	93	86	75
71-12-0.75	26	42	50	55	57	54	47	36	100-4-9	60	80	88	93	95	92	85	74
71-12-1	26	42	50	55	57	54	47	36	100-4-10	59	79	87	92	94	91	84	73
71-12-1.5	27	42	50	55	57	54	47	36	100-4-15	58	78	86	91	93	90	83	72
80-4-3	55	74	82	88	89	86	80	69	100-4-20	60	80	88	93	95	92	85	74
80-4-4	53	73	81	86	88	85	78	70	100-6-3	59	70	78	83	85	82	75	64
80-4-5.5	53	73	81	86	88	85	78	71	100-6-4	60	68	76	81	83	80	73	62
80-6-1.5	45	62	70	75	77	74	67	56	100-6-5.5	61	70	78	83	85	82	75	64
80-6-2	46	63	71	76	78	75	68	57	100-8-2	54	64	72	77	79	76	69	58
80-6-3	47	64	72	77	79	76	69	58	100-8-3	54	66	74	79	81	78	71	60
80-8-0.75	44	57	65	70	72	69	62	51	100-8-4	55	66	74	79	81	78	71	60
80-8-1	45	58	66	71	73	70	63	52	100-8-7.5	46	66	74	79	81	78	71	60
80-8-3	40	59	67	73	74	71	65	54	100-8-9	45	65	73	78	80	77	70	59
80-8-4	38	58	66	71	73	70	63	55	100-8-15	43	63	71	76	78	75	68	57
80-8-5.5	37	57	65	70	72	69	62	56	100-8-20	44	64	72	77	79	76	69	58
80-12-1.5	30	45	53	58	60	57	50	39	100-12-3	44	53	61	66	68	65	58	47
80-12-2	31	46	54	59	61	58	51	40	100-12-4	45	52	60	65	67	64	57	46
80-12-3	32	47	55	60	62	59	52	41	100-12-5.5	46	53	61	66	68	65	58	47
90-4-4	57	78	85	90	93	89	82	74									

Dimensions in mm



Model	∅A	C	∅D1
CJTHT/PLUS-40/45/50	700	550	565
CJTHT/PLUS-56/63	825	550	690
CJTHT/PLUS-71/80	1000	650	850
CJTHT/PLUS-90/100	1200	750	1050

Characteristic curves

See characteristic curves on page 33.

Accessories

See accessories section



CJTHT

CJTHT: 400°C/2h, 300°C/2h and 200°C/2h axial extraction units with soundproofed box
CJTHT/ATEX: 400°C/2h, 300°C/2h and 200°C/2h axial extraction units with ATEX certification



Extraction units to work inside fire danger zones at 400°C/2h, with soundproofed box.

Fan:

- Galvanised sheet steel structure with thermal insulation and soundproofing.
- Turnable impellers cast aluminium.
- Units suitable for working in both horizontal and vertical positions.
- Approval according to Standard EN-12101-3-2002, certificate no.: 0370-CPD-0312
- CJTHT/ATEX: with ATEX certification, category 3 Ex II3G. In accordance with Spanish Low Voltage Regulation ITC 29 ATEX for Zone 2 rated car parks.



Detail CJTHT/ATEX

Motor:

- Class H motors, ongoing use S1 and emergency use S2, with ball bearings, IP55 protection, and one- or two- speed depending on the model.
- Three-phase 230/400V.-50Hz. (up to 4CV.) and 400/690V.-50Hz. (power over 4CV.)
- Max. temperature of air for transport: S1 Service -20°C+ 40°C for ongoing use, S2 Service 200°C/2h, 300°C/2h, 400°C/2h

Finish:

- Anticorrosive galvanized sheet steel.

On request:

- 100% reversible impellers.

Order code

From size 40 to size 100

CJTHT — 56 — 4T — 2 — F-400

CJTHT: 400°C/2h, 300°C/2h and 200°C/2h axial extraction units with soundproofed box

Impeller diameter in cm.

Number of motor poles

T=Three-phase

Power motor (c.v.)

F-200 Officially approved 200°C/2h

F-300 Officially approved, tested for 300°C/2h

F-400 Officially approved 400°C/2h

CAT3: With ATEX certification, Category 3 Ex II3G.

CJTHT/ATEX: 400°C/2h, 300°C/2h and 200°C/2h axial extraction units with ATEX certification

2=2900 r/min. 50 Hz

4=1400 r/min. 50 Hz

6=900 r/min. 50 Hz

8=750 r/min. 50 Hz

12=500 r/min. 50 Hz

Size 125

CJTHT — 125 — 4T / — 9-10 — 15 — F-400

CJTHT: 400°C/2h, 300°C/2h and 200°C/2h axial extraction units with soundproofed box

Impeller diameter in cm.

Number of motor poles

T=Three-phase

Number of blades

Angle of inclination of the blades

Power motor (c.v.)

F-200 Officially approved 200°C/2h

F-300 Officially approved, tested for 300°C/2h

F-400 Officially approved 400°C/2h

CAT3: With ATEX certification, Category 3 Ex II3G.

2=2900 r/min. 50 Hz

4=1400 r/min. 50 Hz

6=900 r/min. 50 Hz

8=750 r/min. 50 Hz

12=500 r/min. 50 Hz

3 blades

6 blades

9 blades

Technical characteristics

Model	Speed (r/min)	Maximum admissible current (A)			Power installed (kW)	Tilting angle blades (°)	Airflow maximum (m³/h)	Sound pressure level dB(A)	Approx. weight (Kg)
		230V	400V	690V					
CJTHT-40-2/4T-1,5	2900 / 1450		2.90 / 1.10		1.10 / 0.25	20	7050 / 3525	73 / 58	50
CJTHT-40-2/4T-2	2940 / 1460		4.40 / 1.40		1.50 / 0.37	24	7950 / 3975	74 / 59	51
CJTHT-40-4T-0,75	1420	2.90	1.70		0.55	32	4800	61	41
CJTHT-40-6T-0,75	930	3.30	1.90		0.55	32	3150	51	49
CJTHT-40-6/12T-0,75	940 / 460		2.10 / 0.90		0.55 / 0.09	32	3150 / 1575	51 / 36	53
CJTHT-45-2/4T-2	2940 / 1460		4.40 / 1.40		1.50 / 0.37	16	9400 / 4700	75 / 60	53
CJTHT-45-2/4T-3	2930 / 1450		5.70 / 1.80		2.20 / 0.60	22	11350 / 5675	77 / 62	55
CJTHT-45-4T-0,75	1420	2.90	1.70		0.55	36	7450	65	43
CJTHT-45-6T-0,75	930	3.30	1.90		0.55	30	4450	53	51
CJTHT-45-6/12T-0,75	940 / 460		2.10 / 0.90		0.55 / 0.09	30	4450 / 2225	53 / 38	55
CJTHT-50-2/4T-4	2920 / 1440		6.70 / 2.00		3.00 / 0.80	16	13900 / 6950	79 / 64	62
CJTHT-50-2/4T-6	2930 / 1450		10.00 / 3.20		4.50 / 1.30	20	15900 / 7950	80 / 65	78
CJTHT-50-4T-1	1430	3.80	2.20		0.75	28	9750	66	50
CJTHT-50-6T-0,75	930	3.30	1.90		0.55	32	7000	55	52
CJTHT-50-6/12T-0,75	940 / 460		2.10 / 0.90		0.55 / 0.09	32	7000 / 3500	55 / 40	56
CJTHT-56-2/4T-6	2930 / 1450		10.00 / 3.20		4.50 / 1.30	16	18800 / 9400	85 / 69	87
CJTHT-56-2/4T-12	2920 / 1440		18.50 / 5.50		9.00 / 2.50	30	27200 / 13600	86 / 71	153
CJTHT-56-4T-1	1430	3.80	2.20		0.75	22	11250	70	59
CJTHT-56-4T-1,5	1420	4.70	2.70		1.10	30	13600	71	61
CJTHT-56-4/8T-1,5	1440 / 710		2.90 / 1.40		1.10 / 0.25	30	13600 / 6800	71 / 56	65
CJTHT-56-4T-2	1425	6.60	3.80		1.50	36	15050	72	63
CJTHT-56-4/8T-2	1415 / 715		3.60 / 1.50		1.50 / 0.30	36	15050 / 7525	72 / 57	69
CJTHT-56-6T-0,75	930	3.30	1.90		0.55	38	10150	60	61
CJTHT-56-6/12T-0,75	940 / 460		2.10 / 0.90		0.55 / 0.09	38	10150 / 5075	60 / 45	65
CJTHT-63-4T-1	1430	3.80	2.20		0.75	14	15200	70	63
CJTHT-63-4T-1,5	1420	4.70	2.70		1.10	20	17800	71	66
CJTHT-63-4/8T-1,5	1440 / 710		2.90 / 1.40		1.10 / 0.25	20	17800 / 8900	71 / 56	69
CJTHT-63-4T-2	1425	6.60	3.80		1.50	24	19300	72	67
CJTHT-63-4/8T-2	1415 / 715		3.60 / 1.50		1.50 / 0.30	24	19300 / 9650	72 / 57	74
CJTHT-63-4T-3	1435	9.20	5.30		2.20	32	22150	73	73
CJTHT-63-4/8T-3	1415 / 715		5.20 / 1.90		2.20 / 0.45	32	22150 / 11075	73 / 58	87
CJTHT-63-4T-4	1430	11.40	6.60		3.00	38	24250	74	78
CJTHT-63-4/8T-4	1420 / 705		6.90 / 2.30		3.00 / 0.60	38	24250 / 12125	74 / 59	91
CJTHT-63-6T-0,75	930	3.30	1.90		0.55	28	13600	63	66
CJTHT-63-6/12T-0,75	940 / 460		2.10 / 0.90		0.55 / 0.09	28	13600 / 6800	63 / 48	69
CJTHT-63-6T-1	940	4.40	2.60		0.75	38	15900	64	67
CJTHT-63-6/12T-1	935 / 430		2.50 / 1.03		0.75 / 0.15	38	15900 / 7950	64 / 49	71
CJTHT-71-4T-1,5	1420	4.70	2.70		1.10	12	19500	75	82
CJTHT-71-4/8T-1,5	1440 / 710		2.90 / 1.40		1.10 / 0.25	12	19500 / 9750	75 / 60	86
CJTHT-71-4T-2	1425	6.60	3.80		1.50	14	20900	76	84
CJTHT-71-4/8T-2	1415 / 715		3.60 / 1.50		1.50 / 0.30	14	20900 / 10450	76 / 61	91
CJTHT-71-4T-3	1435	9.20	5.30		2.20	22	25100	78	90
CJTHT-71-4/8T-3	1415 / 715		5.20 / 1.90		2.20 / 0.45	22	25100 / 12550	78 / 63	103
CJTHT-71-4T-4	1430	11.40	6.60		3.00	28	27500	79	95
CJTHT-71-4/8T-4	1420 / 705		6.90 / 2.30		3.00 / 0.60	28	27500 / 13750	79 / 64	108
CJTHT-71-6T-0,75	930	3.30	1.90		0.55	20	16100	65	82
CJTHT-71-6/12T-0,75	940 / 460		2.10 / 0.90		0.55 / 0.09	20	16100 / 8050	65 / 50	86
CJTHT-71-6T-1	940	4.40	2.60		0.75	26	17300	66	84
CJTHT-71-6/12T-1	935 / 430		2.50 / 1.03		0.75 / 0.15	26	17300 / 8650	66 / 51	87
CJTHT-71-6T-1,5	945	6.40	3.70		1.10	34	19950	67	86
CJTHT-71-6/12T-1,5	940 / 450		3.30 / 1.20		1.10 / 0.18	34	19950 / 9975	67 / 52	97
CJTHT-80-4T-3	1435	9.20	5.30		2.20	12	25450	79	98
CJTHT-80-4/8T-3	1415 / 715		5.20 / 1.90		2.20 / 0.45	12	25450 / 12725	79 / 64	111

Technical characteristics

Model	Speed (r/min)	Maximum admissible current (A)			Power installed (kW)	Tilting angle blades (°)	Airflow maximum (m³/h)	Sound pressure level dB(A)	Approx. weight (Kg)
		230V	400V	690V					
CJTHT-80-4T-4	1430	11.40	6.60		3.00	16	30250	80	103
CJTHT-80-4/8T-4	1420 / 705		6.90 / 2.30		3.00 / 0.60	16	30250 / 15125	80 / 65	115
CJTHT-80-4T-5,5	1440		8.40	4.85	4.00	18	32750	81	113
CJTHT-80-4/8T-5,5	1450 / 720		9.40 / 3.50		4.00 / 0.80	18	32750 / 16375	81 / 66	147
CJTHT-80-6T-1,5	945	6.40	3.70		1.10	18	21450	70	95
CJTHT-80-6/12T-1,5	940 / 450		3.30 / 1.20		1.10 / 0.18	18	21450 / 10725	70 / 55	105
CJTHT-80-6T-2	945	7.40	4.30		1.50	26	25950	71	99
CJTHT-80-6/12T-2	960 / 470		4.30 / 1.70		1.50 / 0.25	26	25950 / 12975	71 / 56	113
CJTHT-80-6T-3	950	10.30	5.90		2.20	32	29950	72	113
CJTHT-80-6/12T-3	940 / 470		5.60 / 2.20		2.20 / 0.37	32	29950 / 14975	72 / 57	118
CJTHT-80-8T-0,75	700	3.60	2.10		0.55	20	17550	68	99
CJTHT-80-8T-1	710	4.80	2.80		0.75	28	20650	69	111
CJTHT-90-4T-4	1430	11.40	6.60		3.00	8	33600	84	127
CJTHT-90-4/8T-4	1420 / 705		6.90 / 2.30		3.00 / 0.60	8	33600 / 16800	84 / 69	139
CJTHT-90-4T-5,5	1440		8.40	4.85	4.00	12	38900	86	137
CJTHT-90-4/8T-5,5	1450 / 720		9.40 / 3.50		4.00 / 0.80	12	38900 / 19450	86 / 71	171
CJTHT-90-4T-7,5	1430		11.50	6.64	5.50	18	46150	88	171
CJTHT-90-4/8T-7,5	1455 / 725		12.80 / 4.60		5.50 / 1.10	18	46150 / 23075	88 / 73	190
CJTHT-90-4T-10	1460		17.70	10.22	7.50	22	50150	89	208
CJTHT-90-4/8T-9	1455 / 725		15.50 / 5.50		6.70 / 1.50	22	50150 / 25075	89 / 74	198
CJTHT-90-6T-2	945	7.40	4.30		1.50	16	28800	75	123
CJTHT-90-6/12T-2	960 / 470		4.30 / 1.70		1.50 / 0.25	16	28800 / 14400	75 / 60	137
CJTHT-90-6T-3	950	10.30	5.90		2.20	24	34000	76	137
CJTHT-90-6/12T-3	940 / 470		5.60 / 2.20		2.20 / 0.37	24	34000 / 17000	76 / 61	142
CJTHT-90-6T-4	945	15.00	8.70		3.00	30	38900	77	171
CJTHT-90-6/12T-4	970 / 475		8.90 / 3.50		3.00 / 0.55	30	38900 / 19450	77 / 62	171
CJTHT-90-8T-1	710	4.80	2.80		0.75	18	22900	69	135
CJTHT-90-8T-2	700	9.00	5.20		1.50	30	29500	71	139
CJTHT-90-8T-3	705	13.20	7.60		2.20	32	30850	72	171
CJTHT-100-4T-7,5	1430		11.50	6.64	5.50	10	46850	89	179
CJTHT-100-4/8T-7,5	1455 / 725		12.80 / 4.60		5.50 / 1.10	10	46850 / 23425	89 / 74	198
CJTHT-100-4T-10	1460		17.70	10.22	7.50	16	57400	90	216
CJTHT-100-4/8T-9	1455 / 725		15.50 / 5.50		6.70 / 1.50	14	54700 / 27350	90 / 75	206
CJTHT-100-4T-15	1455		23.00	13.28	11.00	22	66300	91	251
CJTHT-100-4/8T-15	1470 / 725		23.20 / 8.70		11.00 / 2.80	22	66300 / 33150	91 / 76	251
CJTHT-100-4T-20	1460		29.00	16.74	15.00	28	76150	92	258
CJTHT-100-4/8T-20	1470 / 725		31.70 / 11.80		15.00 / 3.80	28	76150 / 38075	92 / 77	258
CJTHT-100-6T-3	950	10.30	5.90		2.20	16	37600	80	145
CJTHT-100-6/12T-3	940 / 470		5.60 / 2.20		2.20 / 0.37	16	37600 / 18800	80 / 65	150
CJTHT-100-6T-4	945	15.00	8.70		3.00	20	41150	81	179
CJTHT-100-6/12T-4	970 / 475		8.90 / 3.50		3.00 / 0.55	20	41150 / 20575	81 / 66	179
CJTHT-100-6T-5,5	970		11.00	6.35	4.00	26	47800	82	187
CJTHT-100-6/12T-5,5	970 / 480		11.30 / 4.20		4.00 / 0.65	26	47800 / 23900	82 / 67	206
CJTHT-100-8T-2	700	9.00	5.20		1.50	22	32900	75	147
CJTHT-100-8T-3	705	13.20	7.60		2.20	30	39400	75	179
CJTHT-100-8T-4	710	15.60	9.00		3.00	32	40550	76	216
CJTHT-125-4T/3-10	1460		17.70	10.22	7.50	8	58550	85	395
CJTHT-125-4/8T/3-9	1455 / 725		15.50 / 5.50		6.70 / 1.50	8	58550 / 29275	85 / 65	409
CJTHT-125-4T/3-15	1455		23.00	13.28	11.00	14	77750	86	450
CJTHT-125-4/8T/3-15	1470 / 725		23.20 / 8.70		11.00 / 2.80	14	77750 / 38875	86 / 66	456
CJTHT-125-4T/3-20	1460		29.00	16.74	15.00	18	91450	88	457
CJTHT-125-4/8T/3-20	1470 / 725		31.70 / 11.80		15.00 / 3.80	18	91450 / 45725	88 / 68	476
CJTHT-125-4T/3-25	1465		37.00	21.36	18.50	20	98350	88	540

Technical characteristics

Model	Speed (r/min)	Maximum admissible current (A)			Power installed (kW)	Tilting angle blades (°)	Airflow maximum (m ³ /h)	Sound pressure level dB(A)	Approx. weight (Kg)
		230V	400V	690V					
CJTHT-125-4T/3-30	1470		42.00	24.25	22.00	24	110350	89	545
CJTHT-125-4/8T/3-27	1470 / 735		38.00 / 13.00		20.00 / 4.00	22	104400 / 52200	89 / 68	548
CJTHT-125-4/8T/3-37	1475 / 735		51.00 / 20.60		27.00 / 6.00	28	120700 / 60350	90 / 69	625
CJTHT-125-4T/3-40	1475		58.00	33.49	30.00	30	125000	90	598
CJTHT-125-4/8T/3-40	1480 / 735		62.00 / 27.00		30.00 / 10.00	30	125000 / 62500	90 / 69	638
CJTHT-125-4T/6-20	1460		29.00	16.74	15.00	10	78600	86	466
CJTHT-125-4/8T/6-20	1470 / 725		31.70 / 11.80		15.00 / 3.80	10	78600 / 39300	86 / 65	485
CJTHT-125-4/8T/6-22	1470 / 735		31.80 / 12.00		16.50 / 3.30	12	85600 / 42800	86 / 66	555
CJTHT-125-4T/6-25	1465		37.00	21.36	18.50	14	92550	87	549
CJTHT-125-4/8T/6-27	1470 / 735		38.00 / 13.00		20.00 / 4.00	16	98850 / 49425	87 / 66	557
CJTHT-125-4T/6-30	1470		42.00	24.25	22.00	16	98850	87	554
CJTHT-125-4/8T/6-37	1475 / 735		51.00 / 20.60		27.00 / 6.00	20	110900 / 55450	87 / 67	633
CJTHT-125-4T/6-40	1475		58.00	33.49	30.00	22	117450	89	606
CJTHT-125-4/8T/6-40	1480 / 735		62.00 / 27.00		30.00 / 10.00	22	117450 / 58725	89 / 68	646
CJTHT-125-4T/6-50	1480		73.00	42.15	37.00	26	131050	90	734
CJTHT-125-4T/9-25	1465		37.00	21.36	18.50	10	79650	85	558
CJTHT-125-4/8T/9-22	1470 / 735		31.80 / 12.00		16.50 / 3.30	8	71150 / 35575	85 / 66	564
CJTHT-125-4T/9-30	1470		42.00	24.25	22.00	12	88300	86	563
CJTHT-125-4/8T/9-27	1470 / 735		38.00 / 13.00		20.00 / 4.00	12	88300 / 44150	86 / 67	566
CJTHT-125-4/8T/9-37	1475 / 735		51.00 / 20.60		27.00 / 6.00	16	104050 / 52025	87 / 67	642
CJTHT-125-4T/9-40	1475		58.00	33.49	30.00	16	104050	88	615
CJTHT-125-4/8T/9-40	1480 / 735		62.00 / 27.00		30.00 / 10.00	16	104050 / 52025	88 / 68	655
CJTHT-125-4T/9-50	1480		73.00	42.15	37.00	20	118400	90	743
CJTHT-125-6T/3-4	945	15.00	8.70		3.00	12	46750	77	385
CJTHT-125-6/12T/3-4	970 / 475		8.90 / 3.50		3.00 / 0.55	12	46750 / 23375	77 / 62	401
CJTHT-125-6T/3-5,5	970		11.00	6.35	4.00	16	55400	78	393
CJTHT-125-6/12T/3-5,5	970 / 480		11.30 / 4.20		4.00 / 0.65	16	55400 / 27700	78 / 63	432
CJTHT-125-6T/3-7,5	970		14.00	8.08	5.50	22	68400	79	401
CJTHT-125-6/12T/3-7,5	970 / 480		13.70 / 5.60		5.50 / 1.00	22	68400 / 34200	79 / 64	445
CJTHT-125-6T/3-10	960		18.60	10.74	7.50	28	79150	81	449
CJTHT-125-6/12T/3-10	970 / 480		19.00 / 8.00		7.50 / 1.40	28	79150 / 39575	81 / 66	457
CJTHT-125-6T/3-15	955		26.00	15.01	11.00	34	87150	82	466
CJTHT-125-6/12T/3-15	970 / 470		28.50 / 13.00		11.00 / 2.00	34	87150 / 43575	82 / 67	557
CJTHT-125-6T/3-20	950		35.50	20.50	15.00	38	91650	83	533
CJTHT-125-6/12T/3-24	970 / 480		36.00 / 14.50		17.50 / 3.50	38	91650 / 45825	83 / 68	623
CJTHT-125-6T/6-5,5	970		11.00	6.35	4.00	10	51500	75	402
CJTHT-125-6/12T/6-5,5	970 / 480		11.30 / 4.20		4.00 / 0.65	10	51500 / 25750	75 / 60	441
CJTHT-125-6T/6-7,5	970		14.00	8.08	5.50	14	60650	75	410
CJTHT-125-6/12T/6-7,5	970 / 480		13.70 / 5.60		5.50 / 1.00	14	60650 / 30325	75 / 60	454
CJTHT-125-6T/6-10	960		18.60	10.74	7.50	20	72650	77	458
CJTHT-125-6/12T/6-10	970 / 480		19.00 / 8.00		7.50 / 1.40	20	72650 / 36325	77 / 62	466
CJTHT-125-6T/6-15	955		26.00	15.01	11.00	26	85850	79	475
CJTHT-125-6/12T/6-15	970 / 470		19.00 / 8.00		11.00 / 2.00	26	85850 / 42925	79 / 64	566
CJTHT-125-6T/6-20	950		35.50	20.50	15.00	30	92850	80	542
CJTHT-125-6/12T/6-24	970 / 480		36.00 / 14.50		17.50 / 3.50	34	99650 / 49825	80 / 65	631
CJTHT-125-6T/9-10	960		18.60	10.74	7.50	14	63500	76	467
CJTHT-125-6/12T/9-10	970 / 480		19.00 / 8.00		7.50 / 1.40	14	63500 / 31750	76 / 61	475
CJTHT-125-6T/9-15	955		26.00	15.01	11.00	20	77550	79	484
CJTHT-125-6/12T/9-15	970 / 470		28.50 / 13.00		11.00 / 2.00	20	77550 / 38775	79 / 64	575
CJTHT-125-6T/9-20	950		35.50	20.50	15.00	26	92950	82	551
CJTHT-125-6/12T/9-24	970 / 480		36.00 / 14.50		17.50 / 3.50	30	98500 / 49250	82 / 67	640

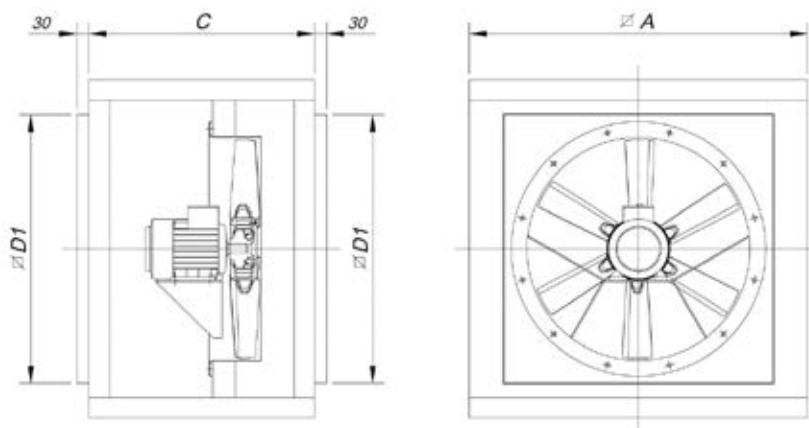
Acoustic features

The specified values are determined according to free field measurements of pressure and sound levels in dB(A) at an equivalent distance of twice the fan's span plus the impeller's diameter, with a minimum of 1.5 m.

Sound power Lw(A) spectrum in dB(A) via frequency band in Hz.

	63	125	250	500	1000	2000	4000	8000		63	125	250	500	1000	2000	4000	8000
40-2-1.5	45	66	73	78	81	77	70	59	90-12-4	40	53	60	65	68	64	57	46
40-2-2	46	67	74	79	82	78	71	60	100-4-7.5	62	82	90	95	97	94	87	76
40-4-0.75	33	54	61	66	69	65	58	47	100-4-9	61	81	89	94	96	93	86	75
40-4-1.5	30	51	58	63	66	62	55	44	100-4-10	60	80	88	93	95	92	85	74
40-4-2	31	52	59	64	67	63	56	45	100-4-15	59	79	87	92	94	91	84	73
40-6	23	44	51	56	59	55	48	37	100-4-20	61	81	89	94	96	93	86	75
40-12	8	29	36	41	44	40	33	22	100-6-3	60	71	79	84	86	83	76	65
45-2-2	47	68	75	80	83	79	72	61	100-6-4	61	69	77	82	84	81	74	63
45-2-3	49	70	77	82	85	81	74	63	100-6-5.5	62	71	79	84	86	83	76	65
45-4-0.75	37	58	65	70	73	69	62	51	100-8-2	55	65	73	78	80	77	70	59
45-4-2	32	53	60	65	68	64	57	46	100-8-3	55	67	75	80	82	79	72	61
45-4-3	34	55	62	67	70	66	59	48	100-8-4	56	67	75	80	82	79	72	61
45-6	25	46	53	58	61	57	50	39	100-8-7.5	47	67	75	80	82	79	72	61
45-12	10	31	38	43	46	42	35	24	100-8-9	46	66	74	79	81	78	71	60
50-2-4	54	74	82	87	89	86	79	68	100-8-15	44	64	72	77	79	76	69	58
50-2-6	55	75	83	88	90	87	80	69	100-8-20	45	65	73	78	80	77	70	59
50-4-1	41	61	69	74	76	73	66	55	100-12-3	45	54	62	67	69	66	59	48
50-4-4	39	59	67	72	74	71	64	53	100-12-4	46	53	61	66	68	65	58	47
50-4-6	40	60	68	73	75	72	65	54	100-12-5.5	47	54	62	67	69	66	59	48
50-6	30	50	58	63	65	62	55	44	125-4/3-9	67	73	85	95	95	91	83	79
50-12	15	35	43	48	50	47	40	29	125-4/3-10	67	73	85	95	95	91	83	79
56-2-6	60	80	88	93	95	92	85	74	125-4/3-15	68	74	86	96	96	92	84	80
56-2-12	61	81	89	94	96	93	86	75	125-4/3-20	70	76	88	98	98	94	86	82
56-4-1	45	65	73	78	80	77	70	59	125-4/3-25	70	76	88	98	98	94	86	82
56-4-1.5	46	66	74	79	81	78	71	60	125-4/3-27	71	77	89	99	99	95	87	83
56-4-2	47	67	75	80	82	79	72	61	125-4/3-30	71	77	89	99	99	95	87	83
56-4-6	44	64	72	77	79	76	69	58	125-4/3-37	72	78	90	100	100	96	88	84
56-4-12	46	66	74	79	81	78	71	60	125-4/3-40	72	78	90	100	100	96	88	84
56-6	35	55	63	68	70	67	60	49	125-6/3-4	63	71	83	87	85	80	71	67
56-8-1.5	31	51	59	64	66	63	56	45	125-6/3-5.5	64	72	84	88	86	81	72	68
56-8-2	32	52	60	65	67	64	57	46	125-6/3-7.5	65	73	85	89	87	82	73	69
56-12	20	40	48	53	55	52	45	34	125-6/3-10	67	75	87	91	89	84	75	71
63-4-1	47	67	75	80	82	79	72	61	125-6/3-15	68	76	88	92	90	85	76	72
63-4-1.5	46	66	74	79	81	78	71	62	125-6/3-20	69	77	89	93	91	86	77	73
63-4-2	49	66	74	79	81	78	71	63	125-6/3-24	69	77	89	93	91	86	77	73
63-4-3	50	68	76	81	83	80	75	64	125-6/3-9	47	53	65	75	75	71	63	59
63-4-4	51	69	77	82	84	81	76	65	125-8/3-15	48	54	66	76	76	72	64	60
63-6-0.75	40	58	66	71	73	70	63	54	125-8/3-20	50	56	68	78	78	74	66	62
63-6-1	41	60	68	73	75	72	65	55	125-8/3-27	50	56	68	78	78	74	66	62
63-8-1.5	31	51	59	64	66	63	56	47	125-8/3-37	51	57	69	79	79	75	67	63
63-8-2	34	51	59	64	66	63	56	48	125-8/3-40	51	57	69	79	79	75	67	63
63-8-3	35	53	61	66	68	65	60	49	125-12/3-4	48	56	68	72	70	65	56	52
63-8-4	36	54	62	67	69	66	61	50	125-12/3-5.5	49	57	69	73	71	66	57	53
63-12-0.75	25	41	49	54	56	53	46	35	125-12/3-7.5	50	58	70	74	72	67	58	54
63-12-1	26	43	51	56	58	55	48	40	125-12/3-10	52	60	72	76	74	69	60	56
71-4-1.5	52	72	80	85	87	84	77	66	125-12/3-15	53	61	73	77	75	70	61	57
71-4-2	51	71	79	84	86	83	76	67	125-12/3-24	54	62	74	78	76	71	62	58
71-4-3	55	70	78	83	85	82	75	69	125-4/6-20	64	72	88	95	97	92	86	82
71-4-4	56	71	79	84	86	83	76	70	125-4/6-22	64	72	88	95	97	92	86	82
71-6-0.75	42	62	70	73	75	72	65	54	125-4/6-25	65	73	89	96	98	93	87	83
71-6-1	43	63	71	73	75	72	65	54	125-4/6-27	65	73	89	96	98	93	87	83
71-6-1.5	44	64	69	74	76	73	66	55	125-4/6-30	65	73	89	96	98	93	87	83
71-8-1.5	37	56	64	69	71	68	62	51	125-4/6-37	65	73	89	96	98	93	87	83
71-8-2	36	56	64	69	71	68	61	52	125-4/6-40	67	75	91	98	100	95	89	85
71-8-3	40	55	63	68	70	67	60	54	125-4/6-50	68	76	92	99	101	96	90	86
71-8-4	41	56	64	69	71	68	61	55	125-6/6-5.5	58	67	80	83	84	81	70	66
71-12-0.75	27	43	51	56	58	55	48	37	125-6/6-7.5	58	67	80	83	84	81	70	66
71-12-1	28	44	52	57	59	56	49	38	125-6/6-10	60	69	82	85	86	83	72	68
71-12-1.5	29	44	52	57	59	56	49	38	125-6/6-15	62	71	84	87	88	85	74	70
80-4-3	56	75	83	89	90	87	81	70	125-6/6-20	63	72	85	88	89	86	75	71
80-4-4	54	74	82	87	89	86	79	71	125-6/6-24	63	72	85	88	89	86	75	71
80-4-5.5	54	74	82	87	89	86	79	72	125-8/6-20	43	51	67	74	76	71	65	61
80-6-1.5	47	64	72	77	79	76	69	58	125-8/6-22	44	52	68	75	77	72	66	62
80-6-2	48	65	73	78	80	77	70	59	125-8/6-27	44	52	68	75	77	72	66	62
80-6-3	49	66	74	79	81	78	71	60	125-8/6-37	45	53	69	76	78	73	67	63
80-8-0.75	45	58	66	71	73	70	63	52	125-8/6-40	46	54	70	77	79	74	68	64
80-8-1	46	59	67	72	74	71	64	53	125-12/6-5.5	43	52	65	68	69	66	55	51
80-8-3	41	60	68	74	75	72	66	55	125-12/6-7.5	43	52	65	68	69	66	55	51
80-8-4	39	59	67	72	74	71	64	56	125-12/6-10	45	54	67	70	71	68	57	53
80-8-5.5	38	58	66	71	73	70	63	57	125-12/6-15	47	56	69	72	73	70	59	55
80-12-1.5	32	47	55	60	62	59	52	41	125-12/6-24	48	57	70	73	74	71	60	56
80-12-2	33	48	56	61	63	60	53	42	125-4/9-22	63	71	88	94	95	90	85	81
80-12-3	34	49	57	62	64	61	54	43	125-4/9-25	63	71	88	94	95	90	85	81
90-4-4	59	80	87	92	95	91	84	76	125-4/9-27	64	72	89	95	96	91	86	82
90-4-5.5	58	79	86	91	94	90	83	72	125-4/9-30	64	72	89	95	96	91	86	82
90-4-7.5	57	78	85	90	93	89	82	71	125-4/9-37	65	73	90	96	97	92	87	83
90-4-9	56	77	84	89	92	88	81	70	125-4/9-40	66	74	91	97	98	93	88	84
90-4-10	56	77	84	89	92	88	81	70	125-4/9-50	68	76	93	99	100	95	90	86
90-6-2	47	68	75	80	83	79	72	61	125-6/9-10	56	66	81	85	84	83	72	68
90-6-3	54	68	75	80	83	79	72	61	125-6/9-15	59	69	84	88	87	86	75	71
90-6-4	55	70	77	82	85	81	74	63	125-6/9-20	62	72	87	91	90	89	78	74
90-8-1	40	61	68	73	76	72	65	54	125-6/9-24	62	72	87	91	90	89	78	74
90-8-2	49	64	71	76	79	75	68	57	125-8/9-22	44	52	69	75	76	71	66	62

Dimensions in mm



Model	∅A	C	∅D1
CJTHT-40/45/50	700	550	565
CJTHT-56/63	825	550	690
CJTHT-71/80	1000	650	850
CJTHT-90/100	1200	750	1050
CJTHT-125	1600	1200	1400

Characteristic curves

See characteristic curves on page 33.

Accessories

See accessories section



CJTHT/DUPLEX/ATEX



400°C/2h extraction units, with ATEX certification, category 2 Ex II2G In accordance with Spanish Low Voltage Regulation ITC 29 ATEX and NBE-CP/96 for Zone 1 and 2 rated car parks.

Duplex extraction units with soundproofed box to work inside fire danger zones at 400°C/2h, with ATEX certification, category 2 Ex II2G In accordance with Spanish Low Voltage Regulation ITC 29 ATEX for Zone 1 and 2 rated car parks.

Fan:

- Galvanised sheet steel structure with thermal insulation and soundproofing.
- Turnable impellers cast aluminium.
- Duplex extraction units consisting of:
 - CJTHT/ATEX category 3, 400°C/2h to smoke extraction in the event of fire, certificate No.: 0370-CPD-0312
 - CJHCH/ATEX category 2 to CO extraction during normal operation
- Airflow direction from motor to impeller



Motor:

- Class H motors, ongoing use S1 and emergency use S2, with ball bearings and IP55 protection
- Three-phase 230/400V.-50Hz. (up to 4CV) and 400/690V.-50Hz. (power over 4CV.)
- Max. temperature of air for transport: S1 Service -20°C+ 40°C for ongoing use, S2 Service 400°C/2h

Finish:

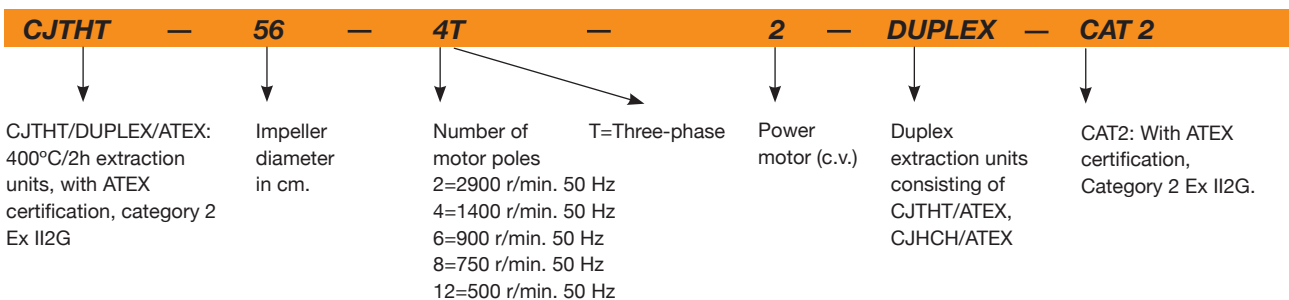
- Anticorrosive galvanized sheet steel.

On request:

- Built to work in a horizontal position



Order code



Technical characteristics

Model	Speed (r/min)	Maximum admissible current (A)			Power installed (kW)	Tilting angle blades (°)	Airflow maximum (m³/h)	Sound pressure level dB(A)	Approx. weight (Kg)
		230V	400V	690V					
CJTHT-40-4T-0.75/DUPLEX-CAT2	1420	2.90	1.70		0.55	32	4800	61	82
CJTHT-40-6T-0.75/DUPLEX-CAT2	930	3.30	1.90		0.55	32	3150	51	92
CJTHT-45-4T-0.75/DUPLEX-CAT2	1420	2.90	1.70		0.55	36	7450	65	85
CJTHT-45-6T-0.75/DUPLEX-CAT2	930	3.30	1.90		0.55	30	4450	53	95
CJTHT-50-4T-1/DUPLEX-CAT2	1430	3.80	2.20		0.75	28	9750	66	95
CJTHT-50-6T-0.75/DUPLEX-CAT2	930	3.30	1.90		0.55	32	7000	55	97
CJTHT-56-4T-1/DUPLEX-CAT2	1430	3.80	2.20		0.75	22	11250	70	113
CJTHT-56-4T-1.5/DUPLEX-CAT2	1420	4.70	2.70		1.10	30	13600	71	117
CJTHT-56-4T-2/DUPLEX-CAT2	1425	6.60	3.80		1.50	36	15050	72	122
CJTHT-56-6T-0.75/DUPLEX-CAT2	930	3.30	1.90		0.55	38	10150	60	115

Technical characteristics

Model	Speed (r/min)	Maximum admissible current (A)			Power installed (kW)	Tilting angle blades (°)	Airflow maximum (m³/h)	Sound pressure level dB(A)	Approx. weight (Kg)
		230V	400V	690V					
CJTHT-63-4T-1/DUPLEX-CAT2	1430	3.80	2.20		0.75	14	15200	70	122
CJTHT-63-4T-1.5/DUPLEX-CAT2	1420	4.70	2.70		1.10	20	17800	71	126
CJTHT-63-4T-2/DUPLEX-CAT2	1425	6.60	3.80		1.50	24	19300	72	131
CJTHT-63-4T-3/DUPLEX-CAT2	1435	9.20	5.30		2.20	32	22150	73	143
CJTHT-63-4T-4/DUPLEX-CAT2	1430	11.40	6.60		3.00	38	24250	74	150
CJTHT-63-6T-0.75/DUPLEX-CAT2	930	3.30	1.90		0.55	28	13600	63	124
CJTHT-63-6T-1/DUPLEX-CAT2	940	4.40	2.60		0.75	38	15900	64	128
CJTHT-71-4T-1.5/DUPLEX-CAT2	1420	4.70	2.70		1.10	12	19500	75	160
CJTHT-71-4T-2/DUPLEX-CAT2	1425	6.60	3.80		1.50	14	20900	76	164
CJTHT-71-4T-3/DUPLEX-CAT2	1435	9.20	5.30		2.20	22	25100	78	177
CJTHT-71-4T-4/DUPLEX-CAT2	1430	11.40	6.60		3.00	28	27500	79	184
CJTHT-71-6T-0.75/DUPLEX-CAT2	930	3.30	1.90		0.55	20	16100	65	158
CJTHT-71-6T-1/DUPLEX-CAT2	940	4.40	2.60		0.75	26	17300	66	161
CJTHT-71-6T-1.5/DUPLEX-CAT2	945	6.40	3.70		1.10	34	19950	67	166
CJTHT-80-4T-3/DUPLEX-CAT2	1435	9.20	5.30		2.20	12	25450	79	193
CJTHT-80-4T-4/DUPLEX-CAT2	1430	11.40	6.60		3.00	16	30250	80	200
CJTHT-80-4T-5.5/DUPLEX-CAT2	1440		8.40	4.85	4.00	18	32750	81	213
CJTHT-80-6T-1.5/DUPLEX-CAT2	945	6.40	3.70		1.10	18	21450	70	184
CJTHT-80-6T-2/DUPLEX-CAT2	945	7.40	4.30		1.50	26	25950	71	196
CJTHT-80-6T-3/DUPLEX-CAT2	950	10.30	5.90		2.20	32	29950	72	213
CJTHT-90-4T-4/DUPLEX-CAT2	1430	11.40	6.60		3.00	8	33600	84	248
CJTHT-90-4T-5.5/DUPLEX-CAT2	1440		8.40	4.85	4.00	12	38900	86	261
CJTHT-90-4T-7.5/DUPLEX-CAT2	1430		11.50	6.64	5.50	18	46150	88	309
CJTHT-90-4T-10/DUPLEX-CAT2	1460		17.70	10.22	7.50	22	50150	89	354
CJTHT-90-6T-2/DUPLEX-CAT2	945	7.40	4.30		1.50	16	28800	75	243
CJTHT-90-6T-3/DUPLEX-CAT2	950	10.30	5.90		2.20	24	34000	76	261
CJTHT-90-6T-4/DUPLEX-CAT2	945	15.00	8.70		3.00	30	38900	77	308
CJTHT-100-4T-7.5/DUPLEX-CAT2	1430		11.50	6.64	5.50	10	46850	89	326
CJTHT-100-4T-10/DUPLEX-CAT2	1460		17.70	10.22	7.50	16	57400	90	371
CJTHT-100-4T-15/DUPLEX-CAT2	1455		23.00	13.28	11.00	22	66300	91	436
CJTHT-100-4T-20/DUPLEX-CAT2	1460		29.00	16.74	15.00	28	76150	92	462
CJTHT-100-6T-3/DUPLEX-CAT2	950	10.30	5.90		2.20	16	37600	80	277
CJTHT-100-6T-4/DUPLEX-CAT2	945	15.00	8.70		3.00	20	41150	81	325
CJTHT-100-6T-5.5/DUPLEX-CAT2	970		11.00	6.35	4.00	26	47800	82	340

(*) The information refers to a single fan.

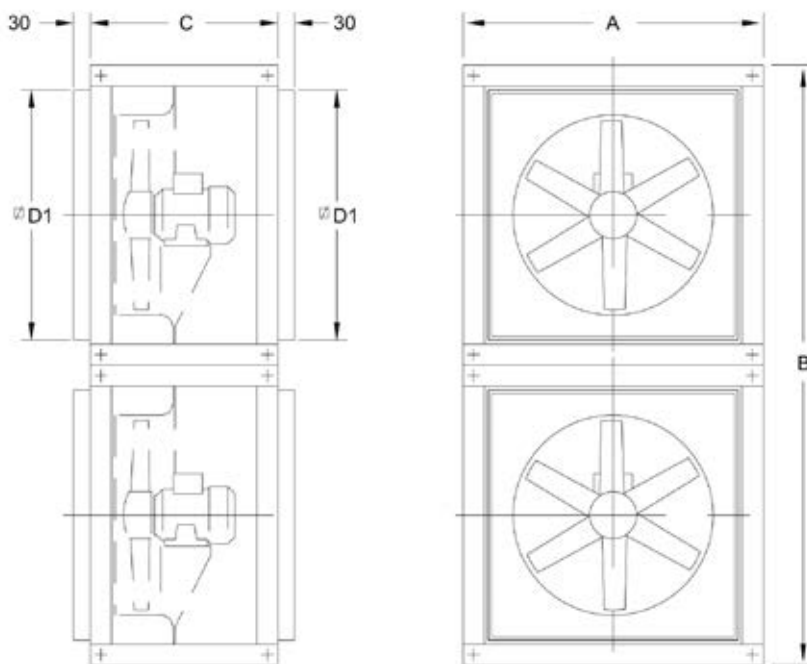
Acoustic features

The specified values are determined according to free field measurements of pressure and sound levels in dB(A) at an equivalent distance of twice the fan's span plus the impeller's diameter, with a minimum of 1.5 m.

Sound power Lw(A) spectrum in dB(A) via frequency band in Hz.

Model	63	125	250	500	1000	2000	4000	8000	Model	63	125	250	500	1000	2000	4000	8000
CJTHT-40-4T-0.75/DUPLEX-CAT2	33	54	61	66	69	65	58	47	CJTHT-71-6T-1/DUPLEX-CAT2	43	63	71	73	75	72	65	54
CJTHT-40-6T-0.75/DUPLEX-CAT2	23	44	51	56	59	55	48	37	CJTHT-71-6T-1.5/DUPLEX-CAT2	44	64	69	74	76	73	66	55
CJTHT-45-4T-0.75/DUPLEX-CAT2	37	58	65	70	73	69	62	51	CJTHT-80-4T-3/DUPLEX-CAT2	56	75	83	89	90	87	81	70
CJTHT-45-6T-0.75/DUPLEX-CAT2	25	46	53	58	61	57	50	39	CJTHT-80-4T-4/DUPLEX-CAT2	54	74	82	87	89	86	79	71
CJTHT-50-4T-1/DUPLEX-CAT2	41	61	69	74	76	73	66	55	CJTHT-80-4T-5.5/DUPLEX-CAT2	54	74	82	87	89	86	79	72
CJTHT-50-6T-0.75/DUPLEX-CAT2	30	50	58	63	65	62	55	44	CJTHT-80-6T-1.5/DUPLEX-CAT2	47	64	72	77	79	76	69	58
CJTHT-56-4T-1/DUPLEX-CAT2	45	65	73	78	80	77	70	59	CJTHT-80-6T-2/DUPLEX-CAT2	48	65	73	78	80	77	70	59
CJTHT-56-4T-1.5/DUPLEX-CAT2	46	66	74	79	81	78	71	60	CJTHT-80-6T-3/DUPLEX-CAT2	49	66	74	79	81	78	71	60
CJTHT-56-4T-2/DUPLEX-CAT2	47	67	75	80	82	79	72	61	CJTHT-90-4T-4/DUPLEX-CAT2	59	80	87	92	95	91	84	76
CJTHT-56-6T-0.75/DUPLEX-CAT2	35	55	63	68	70	67	60	49	CJTHT-90-4T-5.5/DUPLEX-CAT2	58	79	86	91	94	90	83	72
CJTHT-63-4T-1/DUPLEX-CAT2	47	67	75	80	82	79	72	61	CJTHT-90-4T-7.5/DUPLEX-CAT2	57	78	85	90	93	89	82	71
CJTHT-63-4T-1.5/DUPLEX-CAT2	46	66	74	79	81	78	71	62	CJTHT-90-4T-10/DUPLEX-CAT2	56	77	84	89	92	88	81	70
CJTHT-63-4T-2/DUPLEX-CAT2	49	66	74	79	81	78	71	63	CJTHT-90-6T-2/DUPLEX-CAT2	47	68	75	80	83	79	72	61
CJTHT-63-4T-3/DUPLEX-CAT2	50	68	76	81	83	80	75	64	CJTHT-90-6T-3/DUPLEX-CAT2	54	68	75	80	83	79	72	61
CJTHT-63-4T-4/DUPLEX-CAT2	51	69	77	82	84	81	76	65	CJTHT-90-6T-4/DUPLEX-CAT2	55	70	77	82	85	81	74	63
CJTHT-63-6T-0.75/DUPLEX-CAT2	40	58	66	71	73	70	63	54	CJTHT-100-4T-7.5/DUPLEX-CAT2	62	82	90	95	97	94	87	76
CJTHT-63-6T-1/DUPLEX-CAT2	41	60	68	73	75	72	65	55	CJTHT-100-4T-10/DUPLEX-CAT2	60	80	88	93	95	92	85	74
CJTHT-71-4T-1.5/DUPLEX-CAT2	52	72	80	85	87	84	77	66	CJTHT-100-4T-15/DUPLEX-CAT2	59	79	87	92	94	91	84	73
CJTHT-71-4T-2/DUPLEX-CAT2	51	71	79	84	86	83	76	67	CJTHT-100-4T-20/DUPLEX-CAT2	61	81	89	94	96	93	86	75
CJTHT-71-4T-3/DUPLEX-CAT2	55	70	78	83	85	82	75	69	CJTHT-100-6T-3/DUPLEX-CAT2	60	71	79	84	86	83	76	65
CJTHT-71-4T-4/DUPLEX-CAT2	56	71	79	84	86	83	76	70	CJTHT-100-6T-4/DUPLEX-CAT2	61	69	77	82	84	81	74	63
CJTHT-71-6T-0.75/DUPLEX-CAT2	42	62	70	73	75	72	65	54	CJTHT-100-6T-5.5/DUPLEX-CAT2	62	71	79	84	86	83	76	65

Dimensions in mm



Model	∅A	B	C	∅D1
CJTHT/DUPLEX-40/45/50	700	1400	550	565
CJTHT/DUPLEX-56/63	825	1650	550	690
CJTHT/DUPLEX-71/80	1000	2000	650	850
CJTHT/DUPLEX-90/100	1200	2400	750	1050

Characteristic Curves

See characteristic curves on page 33.

Accessories

See accessories section



EXAMPLE OF SELECTION

Characteristic curves

THT CJTHT/PLUS CJTHT CJTHT/DUPLEX/ATEX:

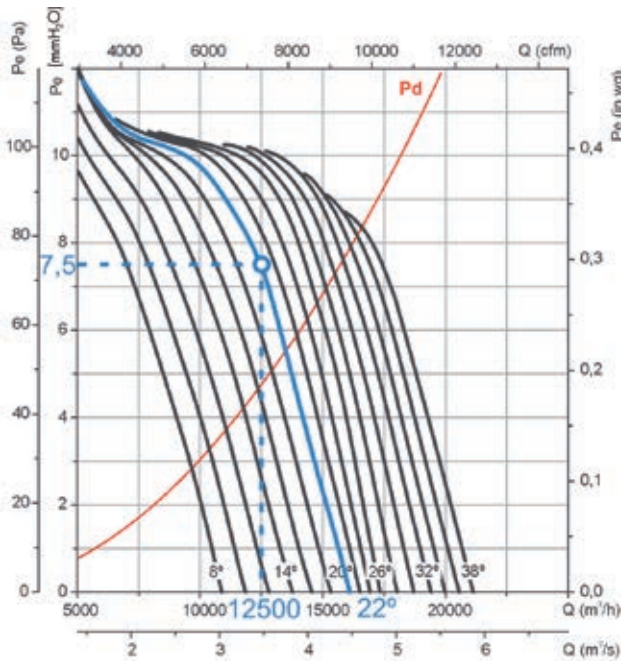
Q = Airflow in m³/h, m³/s and cfm.

Pe = Static pressure in mm.w.c., Pa and inwg.

Impeller diameter (cm): 71

Number of poles: 6

Number of blades: 6



Initial data

- Working point:
- Airflow: 12,500 m³/h
- Loss of load: 7.5 mm w.c.

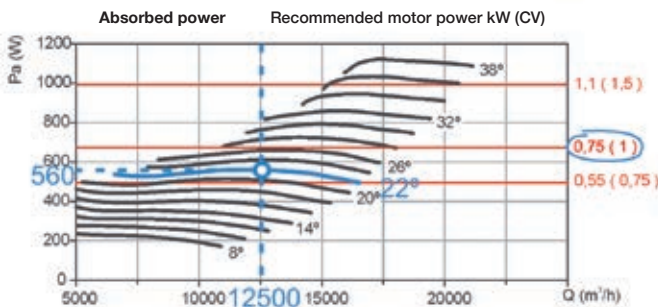
Steps for the selection of equipment

On the pressure graph:

1. Mark the working point, defined by the airflow (12,500 m³/h) and the loss of load (7.5 mm w.c.).
2. Select the curve of the equipment which is closest above the working point. In our case, a curve with a blade angle of 22° is obtained.

On the power graph:

3. Mark the working point, defined by the airflow (12,500 m³/h) and the selected blade angle (22°).
4. Read the absorbed power on the power axis on the left. Pa = 560 W at the working point.
5. Look for the straight red line which is closest to the working point above. On the right-hand side of the graph, the value of the installed motor power is obtained. In our case, this is 0.75 kW or 1 CV.



EXAMPLE OF ORDER CODE

THT — 71 — 6T — 1 — 6-22 — F-400

Name of series:

THT
CJTHT/PLUS
CJTHT
CJTHT/DUPLEX/ATEX

Impeller diameter in cm.

Number of motor poles

2=2900 r/min. 50 Hz
4=1400 r/min. 50 Hz
6=900 r/min. 50 Hz
8=750 r/min. 50 Hz
12=500 r/min. 50 Hz

T=Three-phase
M=Single-phase

Motor power (c.v.)

Number of blades:
3 blades
6 blades
9 blades

Angle of inclination of the blades

F-200 Officially approved

200°C/2h

F-300 Officially approved

300°C/2h

F-400 Officially approved

400°C/2h

CAT3: With ATEX certification,

Category 3 Ex II3G.

Characteristic curves

THT

CJTHT/PLUS

CJTHT

CJTHT/DUPLEX/ATEX

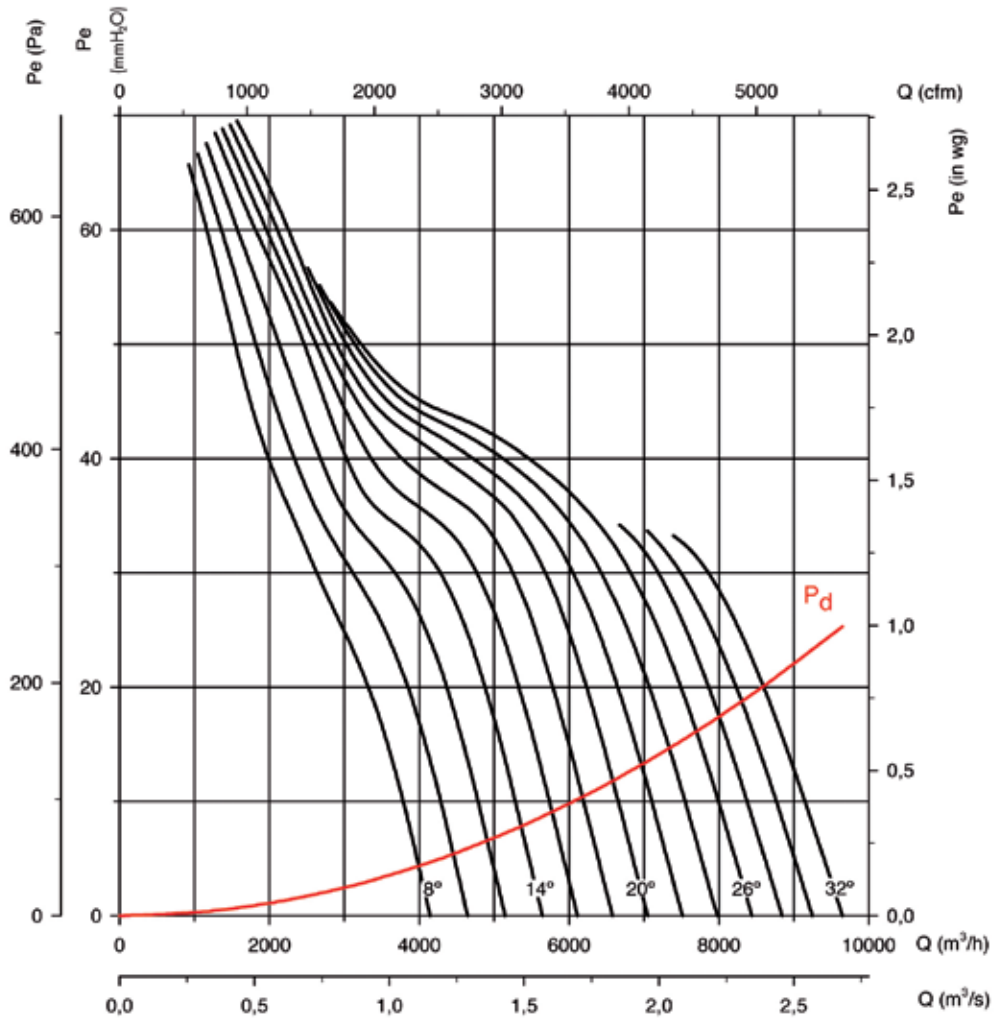
Q = Airflow in m³/h, m³/s and cfm.

Pe = Static pressure in mm.w.c., Pa and inwg.

Impeller diameter (cm): 40

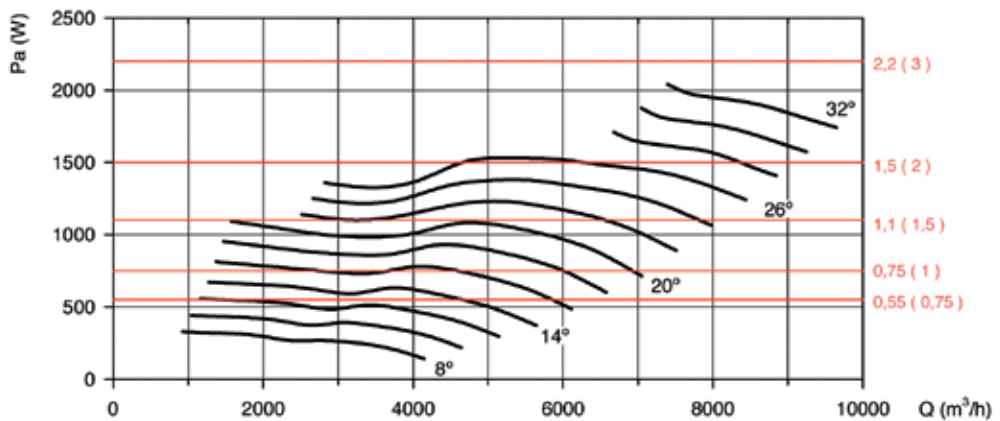
Number of poles: 2

Number of blades: 6



Absorbed power

Recommended motor power kW (CV)



Available features best efficiency point (BEP) at the end of the series.

THT CJTHT/PLUS CJTHT CJTHT/DUPLEX/ATEX

Characteristic curves

THT CJTHT/PLUS CJTHT CJTHT/DUPLEX/ATEX:

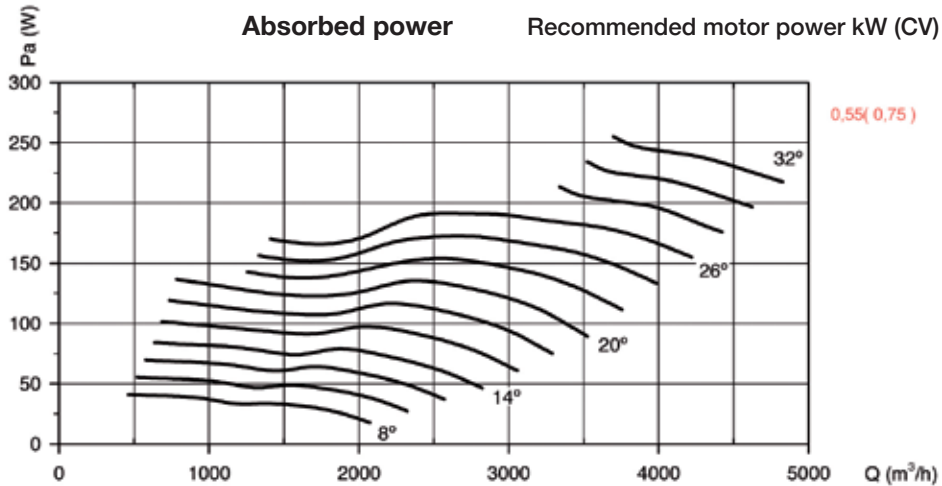
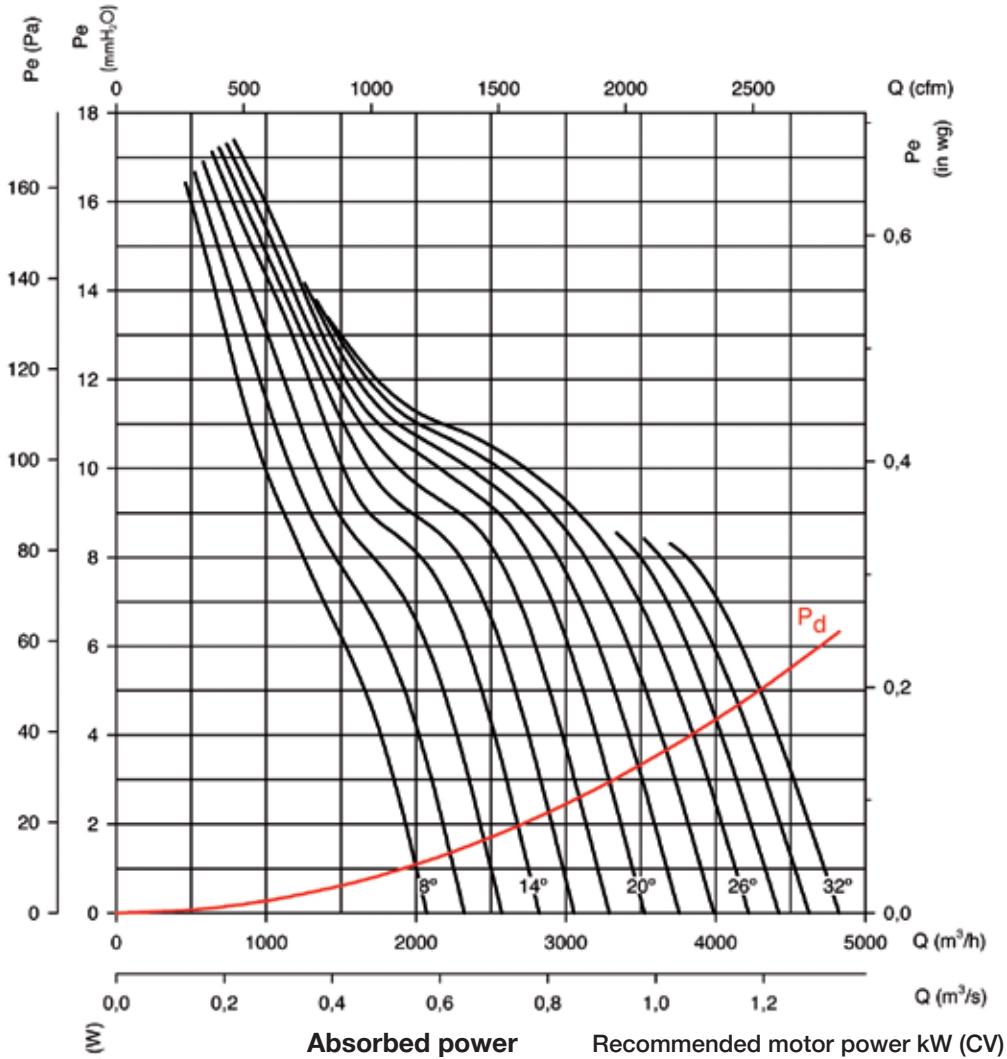
Q = Airflow in m³/h, m³/s and cfm.

Pe = Static pressure in mm.w.c., Pa and inwg.

Impeller diameter (cm): 40

Number of poles: 4

Number of blades: 6



Available features best efficiency point (BEP) at the end of the series.

Characteristic curves

THT CJTHT/PLUS CJTHT CJTHT/DUPLEX/ATEX:

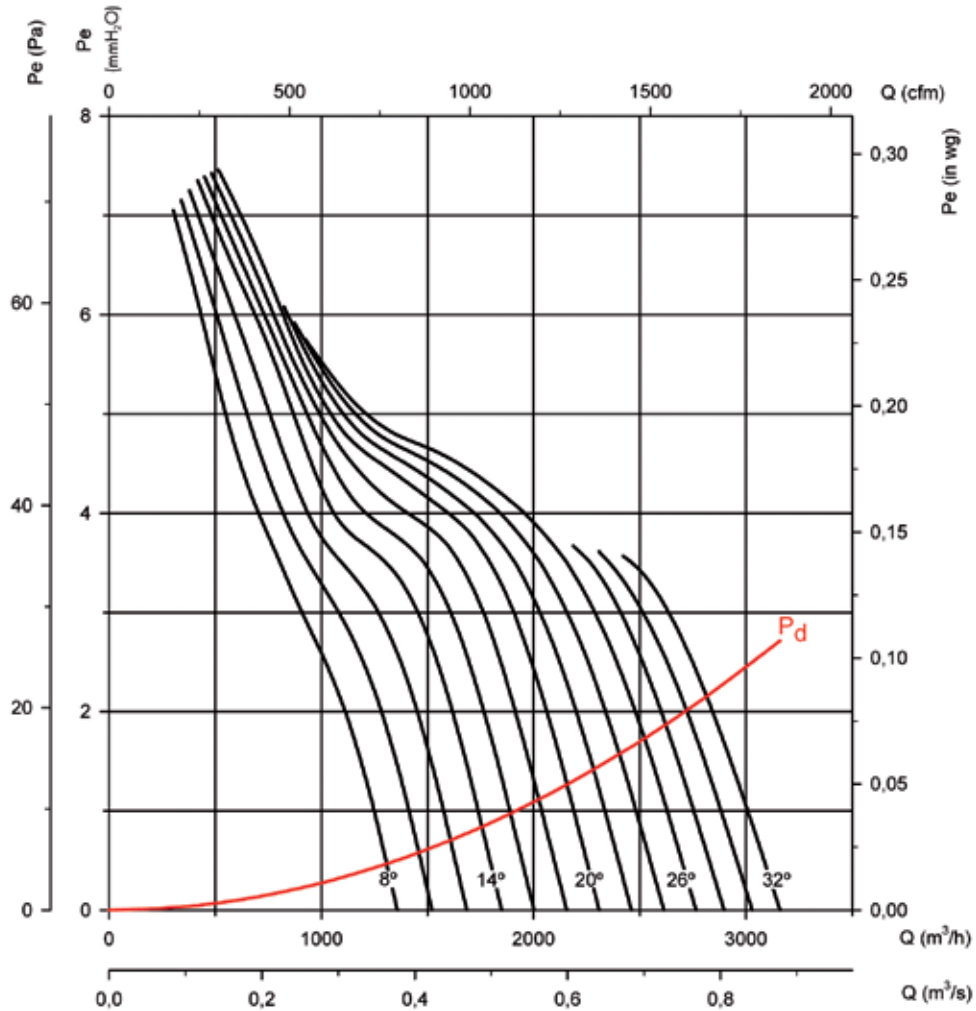
Q = Airflow in m³/h, m³/s and cfm.

Pe = Static pressure in mm.w.c., Pa and inwg.

Impeller diameter (cm): 40

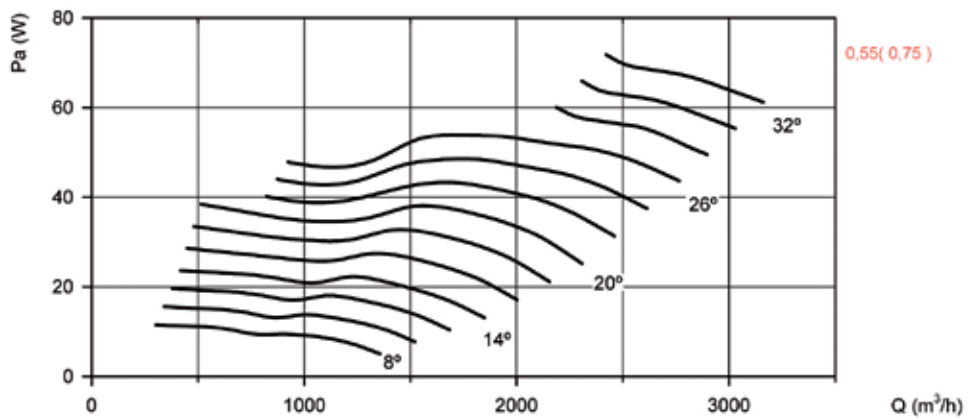
Number of poles: 6

Number of blades: 6



Absorbed power

Recommended motor power kW (CV)



Available features best efficiency point (BEP) at the end of the series.

THT CJTHT/PLUS CJTHT CJTHT/DUPLEX/ATEX

Characteristic curves

THT CJTHT/PLUS CJTHT CJTHT/DUPLEX/ATEX

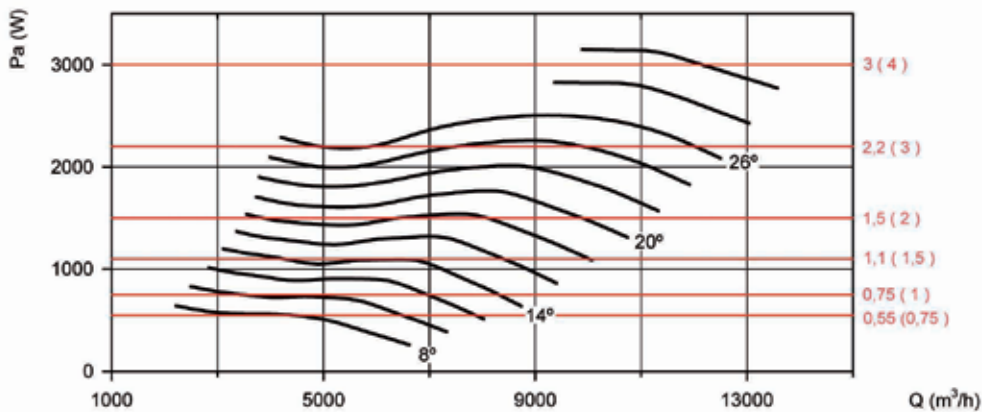
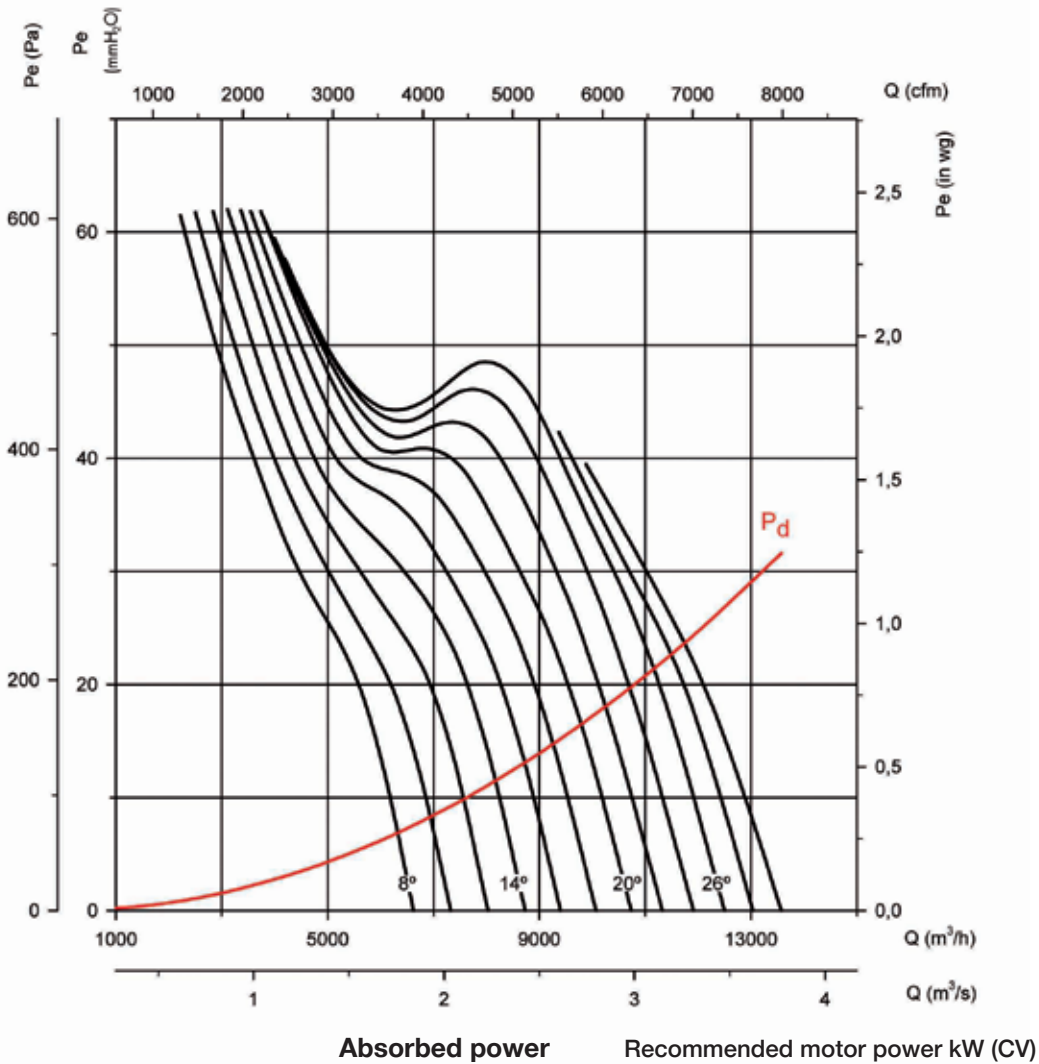
Q = Airflow in m³/h, m³/s and cfm.

Pe = Static pressure in mm.w.c., Pa and inwg.

Impeller diameter (cm): 45

Number of poles: 2

Number of blades: 6



Available features best efficiency point (BEP) at the end of the series.

Characteristic curves

THT CJTHT/PLUS CJTHT CJTHT/DUPLEX/ATEX:

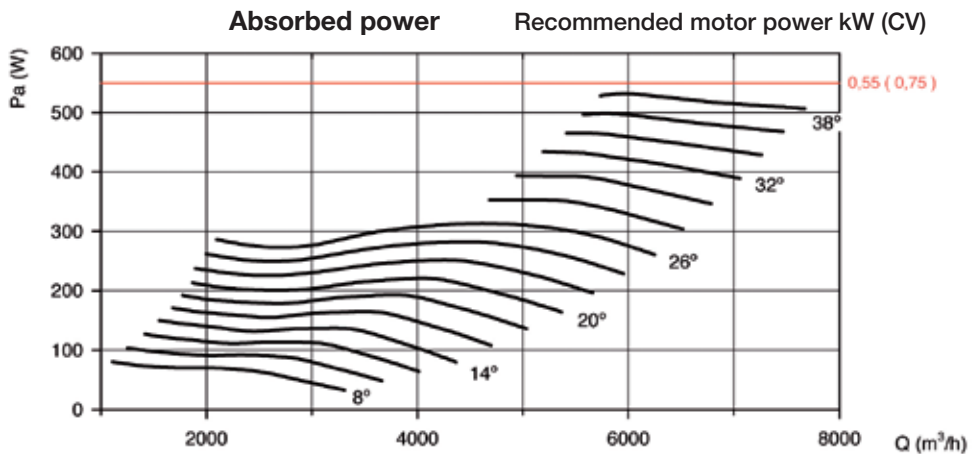
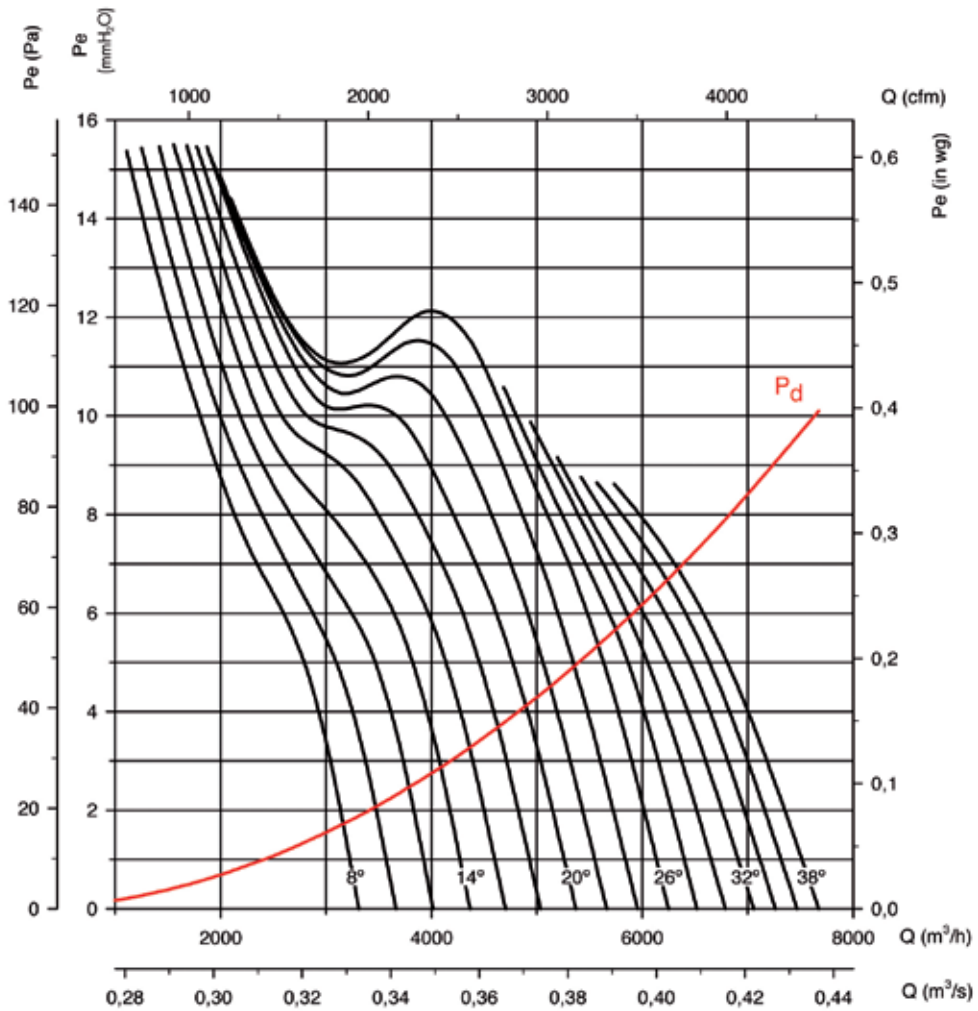
Q = Airflow in m³/h, m³/s and cfm.

Pe = Static pressure in mm.w.c., Pa and inwg.

Impeller diameter (cm): 45

Number of poles: 4

Number of blades: 6



Available features best efficiency point (BEP) at the end of the series.

THT CJTHT/PLUS CJTHT CJTHT/DUPLEX/ATEX

Characteristic curves

THT CJTHT/PLUS CJTHT CJTHT/DUPLEX/ATEX:

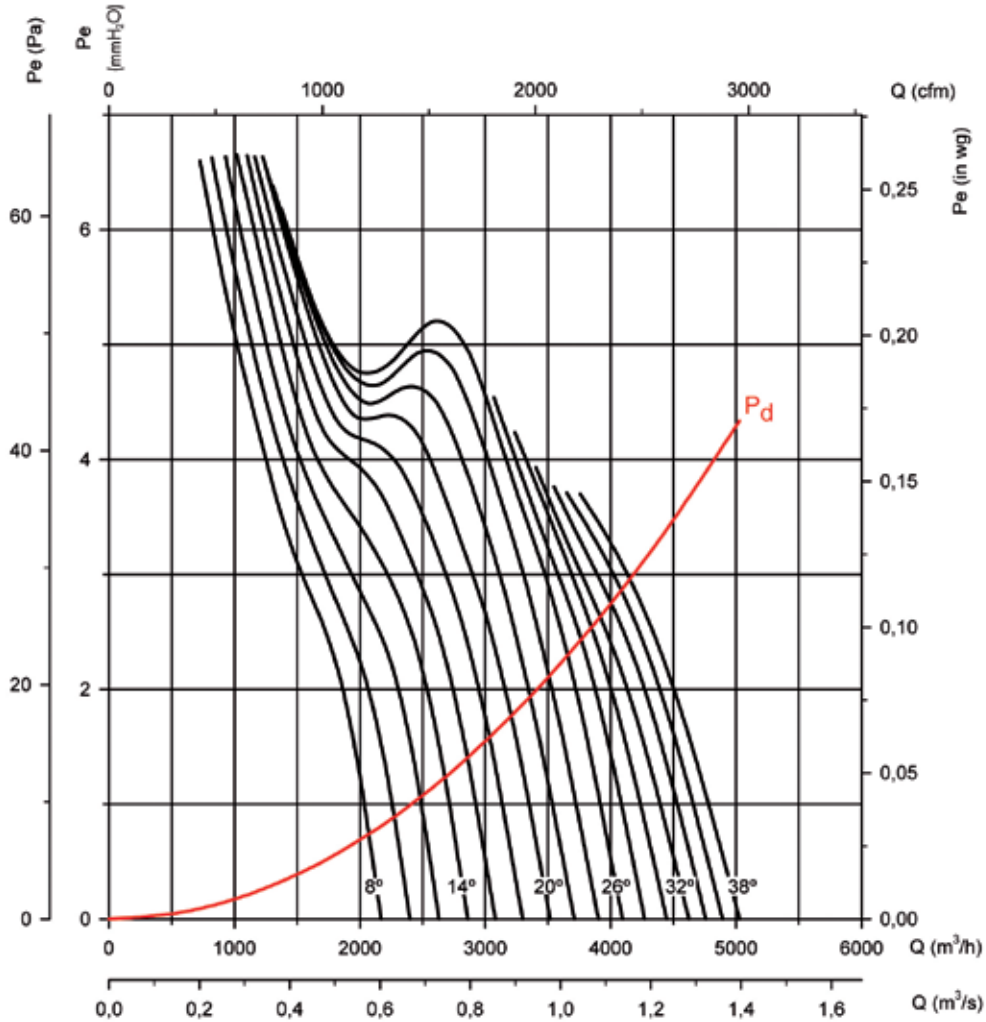
Q = Airflow in m³/h, m³/s and cfm.

Pe = Static pressure in mm.w.c., Pa and inwg.

Impeller diameter (cm): 45

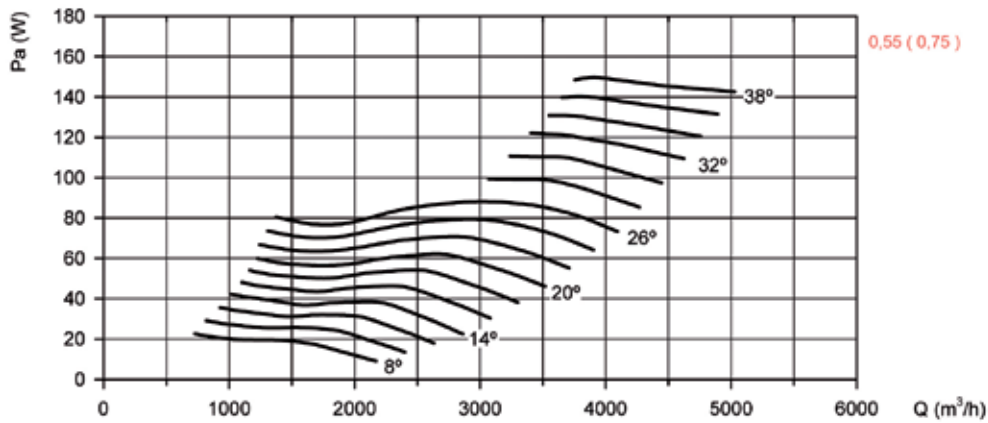
Number of poles: 6

Number of blades: 6



Absorbed power

Recommended motor power kW (CV)



Available features best efficiency point (BEP) at the end of the series.

Characteristic curves

THT CJTHT/PLUS CJTHT CJTHT/DUPLEX/ATEX

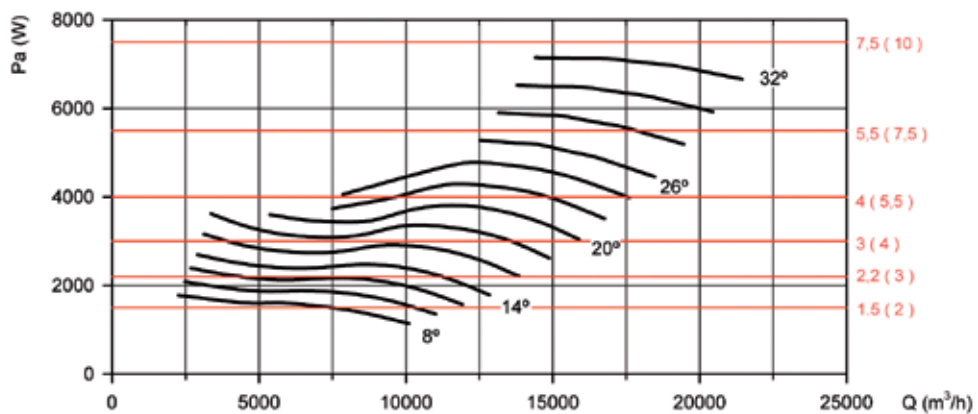
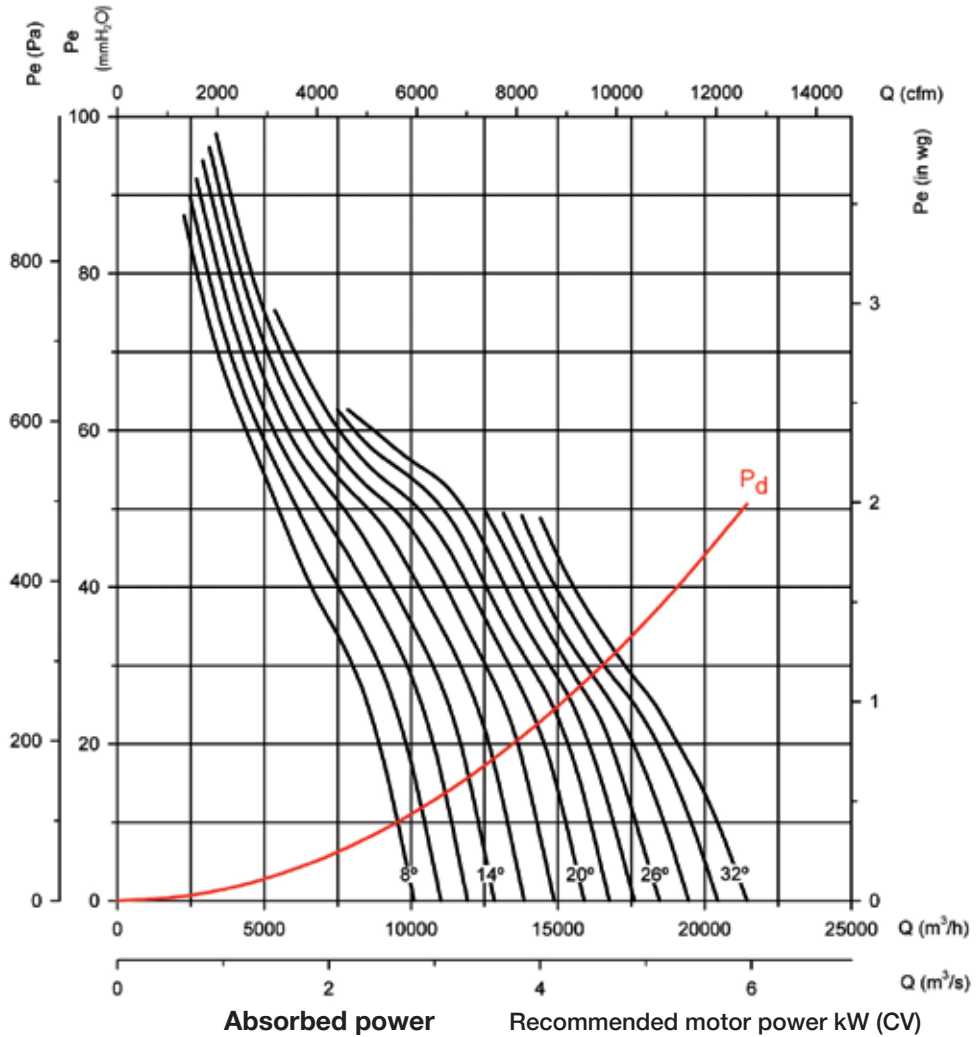
Q = Airflow in m³/h, m³/s and cfm.

Pe = Static pressure in mm.w.c., Pa and inwg.

Impeller diameter (cm): 50

Number of poles: 2

Number of blades: 6



Available features best efficiency point (BEP) at the end of the series.

THT CJTHT/PLUS CJTHT CJTHT/DUPLEX/ATEX

Characteristic curves

THT

CJTHT/PLUS

CJTHT

CJTHT/DUPLEX/ATEX

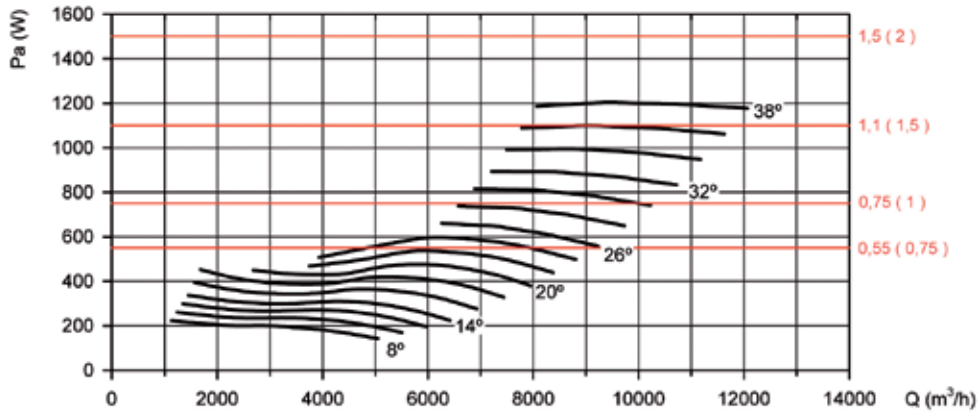
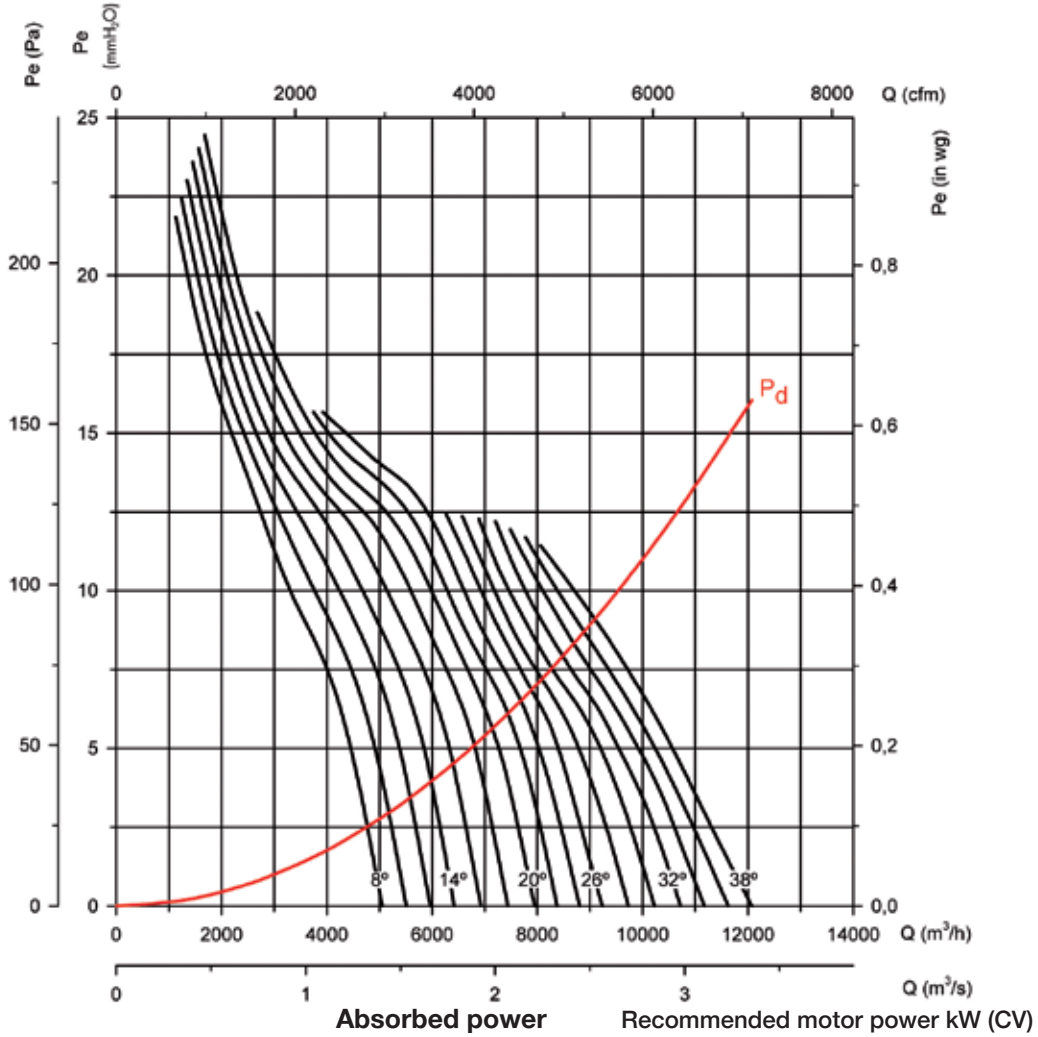
Q = Airflow in m³/h, m³/s and cfm.

Pe = Static pressure in mm.w.c., Pa and inwg.

Impeller diameter (cm): 50

Number of poles: 4

Number of blades: 6



Available features best efficiency point (BEP) at the end of the series.

Characteristic curves

THT CJTHT/PLUS CJTHT CJTHT/DUPLEX/ATEX

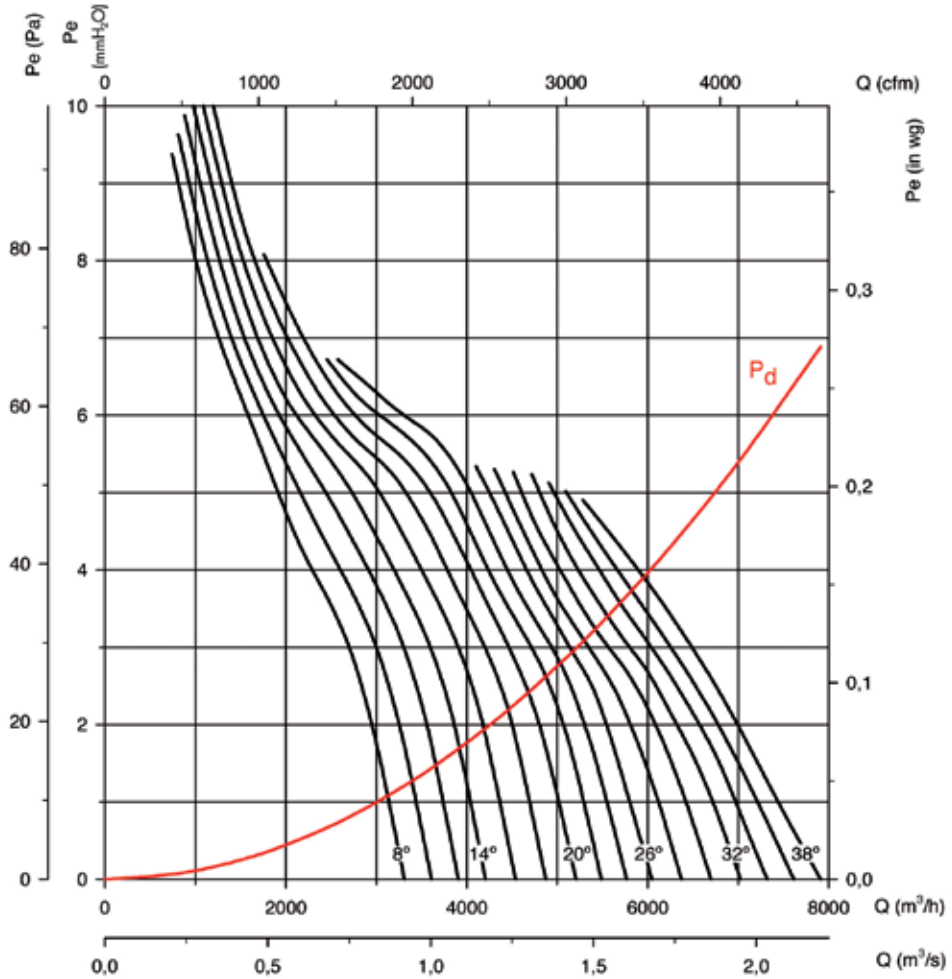
Q = Airflow in m³/h, m³/s and cfm.

Pe = Static pressure in mm.w.c., Pa and inwg.

Impeller diameter (cm): 50

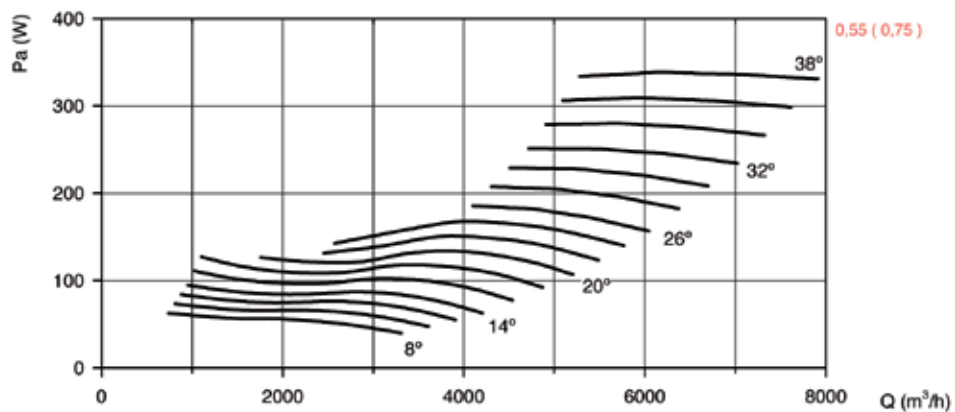
Number of poles 6

Number of blades: 6



Absorbed power

Recommended motor power kW (CV)



Available features best efficiency point (BEP) at the end of the series.

THT CJTHT/PLUS CJTHT CJTHT/DUPLEX/ATEX

Characteristic curves

THT CJTHT/PLUS CJTHT CJTHT/DUPLEX/ATEX

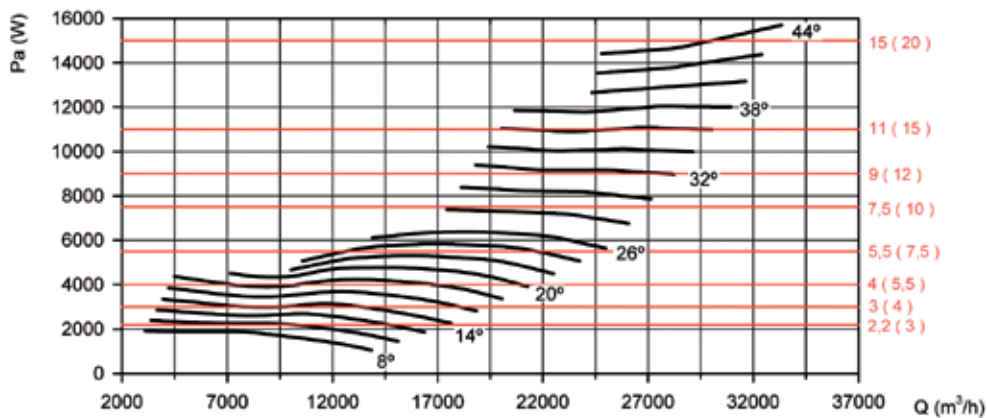
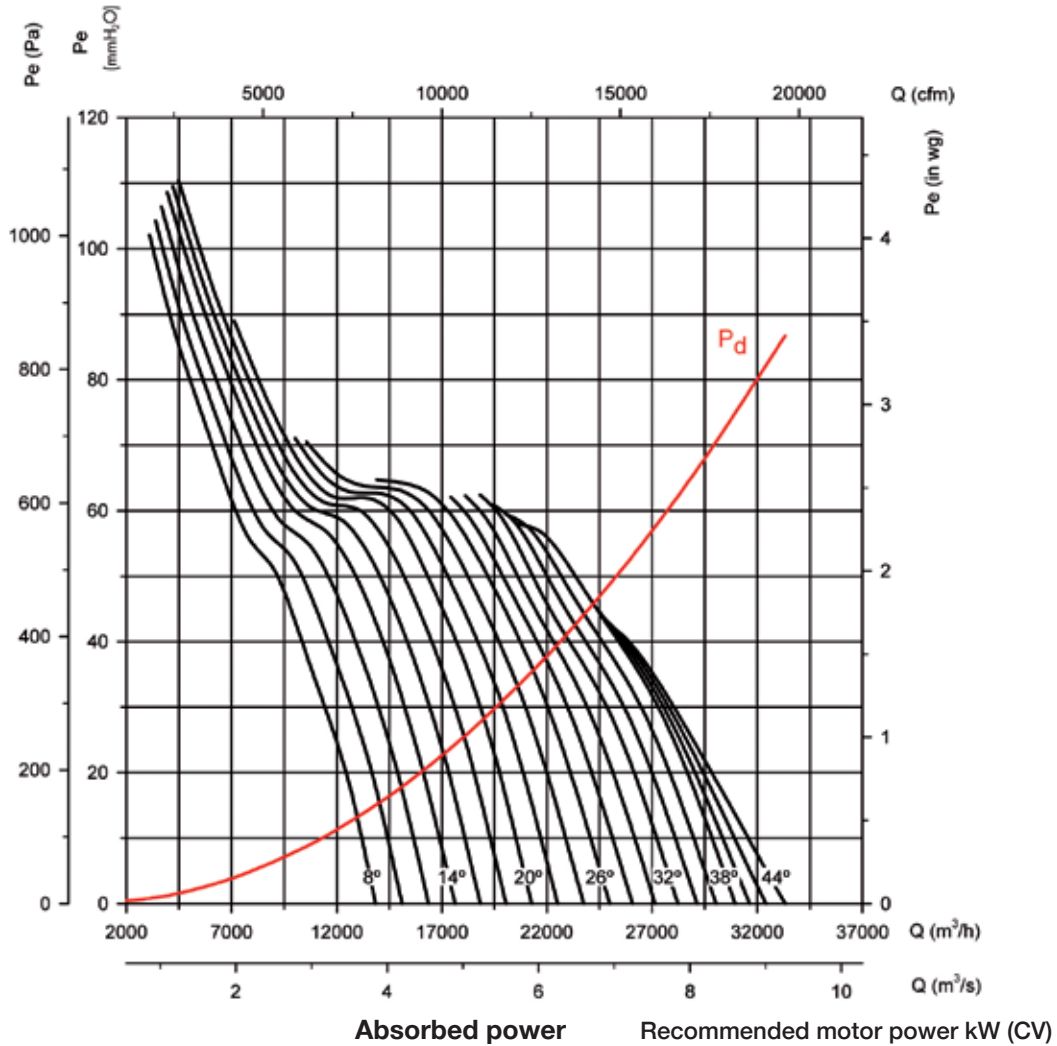
Q = Airflow in m³/h, m³/s and cfm.

Pe = Static pressure in mm.w.c., Pa and inwg.

Impeller diameter (cm): 56

Number of poles: 2

Number of blades: 6



Available features best efficiency point (BEP) at the end of the series.

Characteristic curves

THT CJTHT/PLUS CJTHT CJTHT/DUPLEX/ATEX

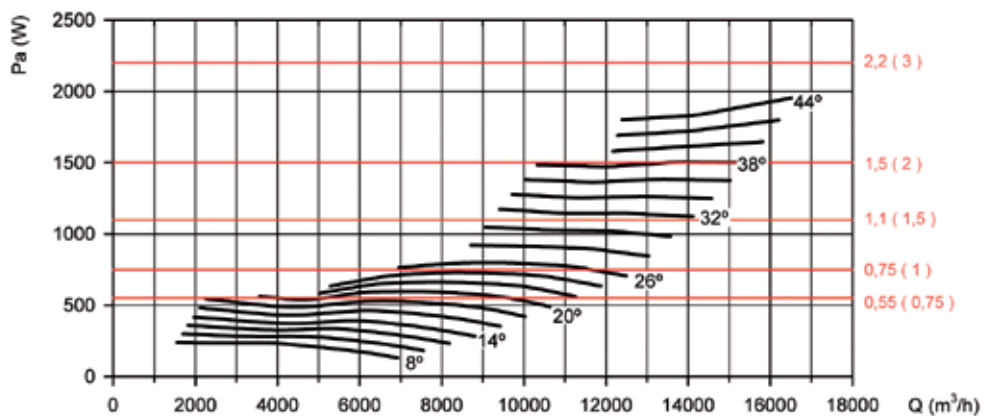
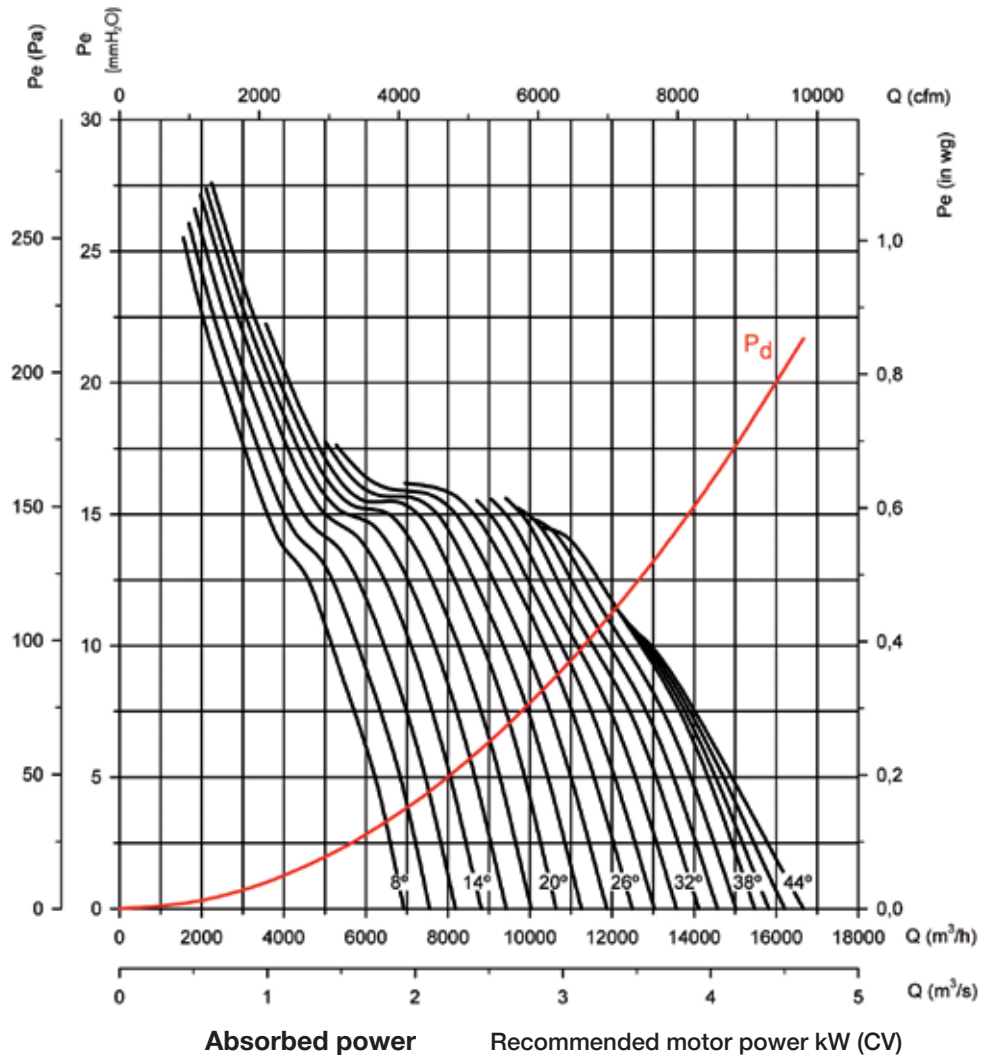
Q = Airflow in m³/h, m³/s and cfm.

Pe = Static pressure in mm.w.c., Pa and inwg.

Impeller diameter (cm): 56

Number of poles: 4

Number of blades: 6



Available features best efficiency point (BEP) at the end of the series.

THT CJTHT/PLUS CJTHT CJTHT/DUPLEX/ATEX

Characteristic curves

THT CJTHT/PLUS CJTHT CJTHT/DUPLEX/ATEX

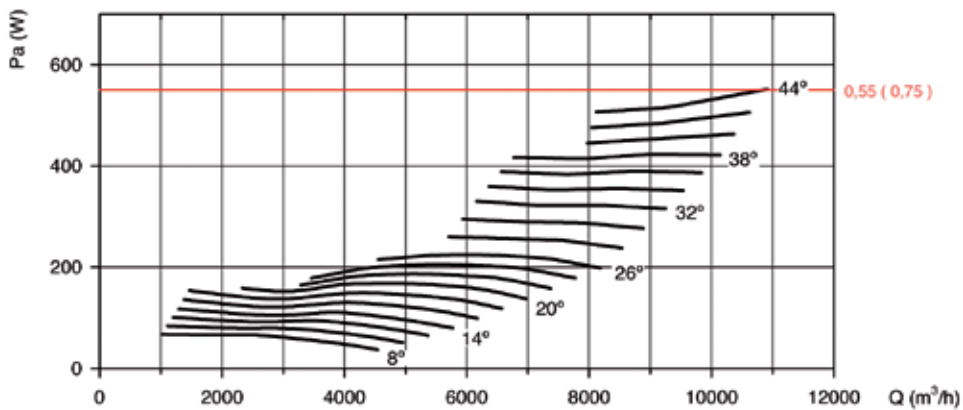
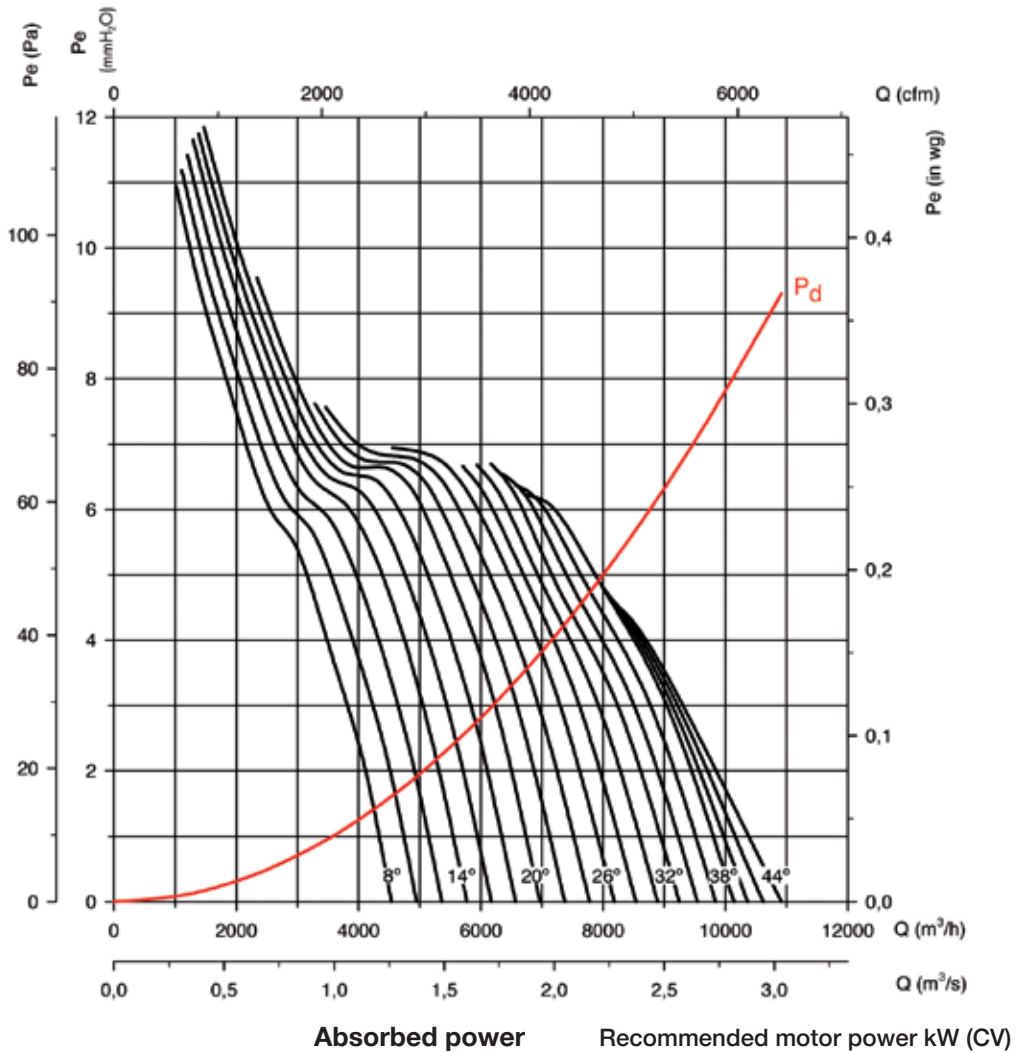
Q = Airflow in m³/h, m³/s and cfm.

Pe = Static pressure in mm.w.c., Pa and inwg.

Impeller diameter (cm): 56

Number of poles: 6

Number of blades: 6



Available features best efficiency point (BEP) at the end of the series.

Characteristic curves

THT CJTHT/PLUS CJTHT CJTHT/DUPLEX/ATEX

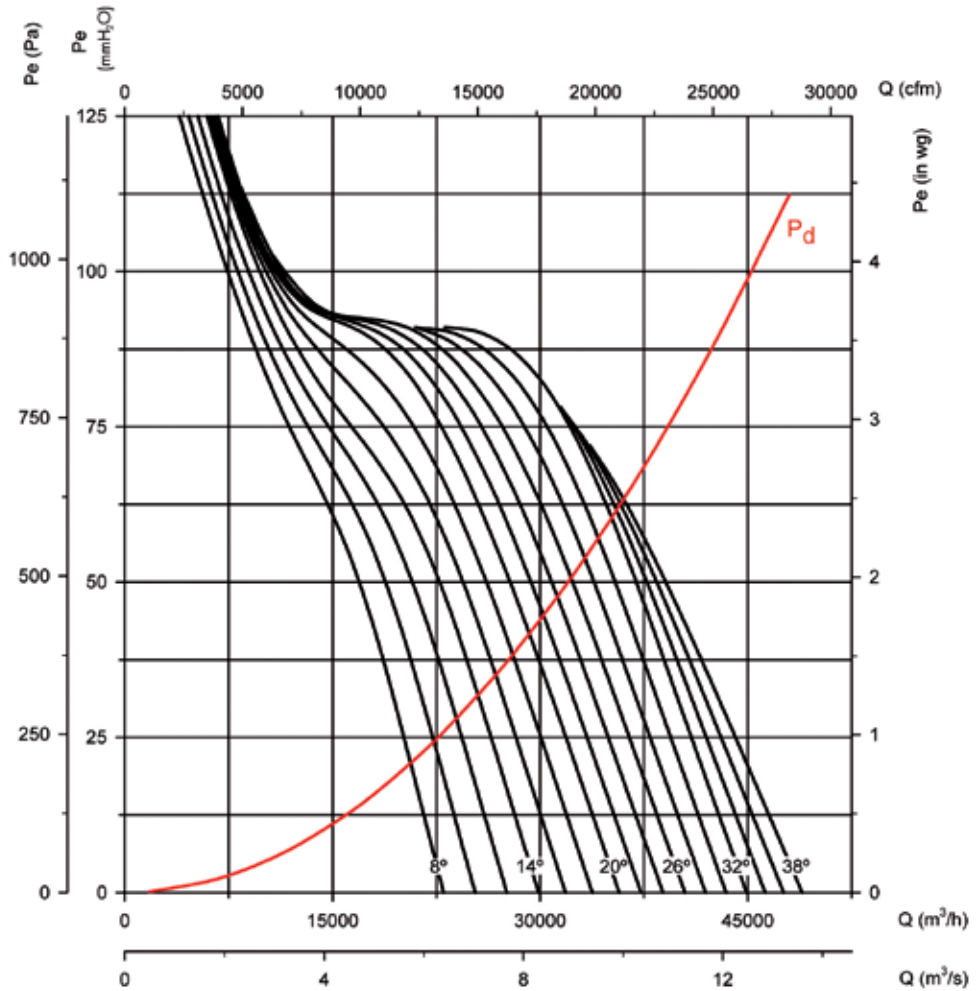
Q = Airflow in m³/h, m³/s and cfm.

Pe = Static pressure in mm.w.c., Pa and inwg.

Impeller diameter (cm): 63

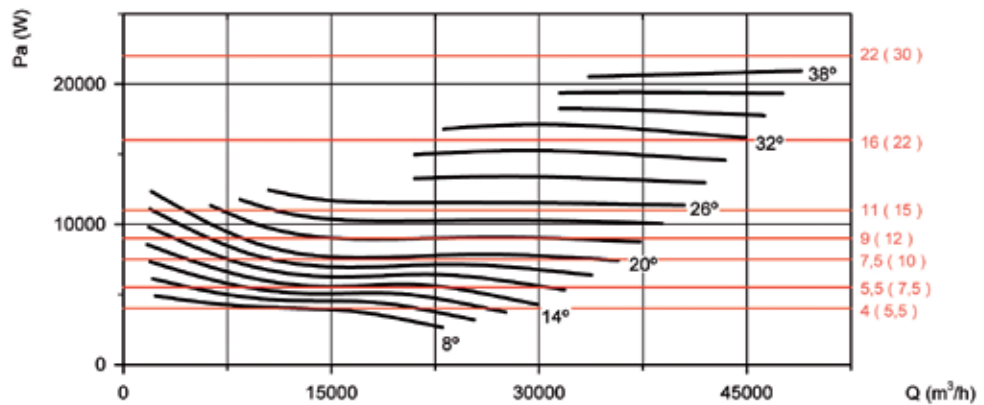
Number of poles: 2

Number of blades: 6



Absorbed power

Recommended motor power kW (CV)



Available features best efficiency point (BEP) at the end of the series.

THT CJTHT/PLUS CJTHT CJTHT/DUPLEX/ATEX

Characteristic curves

THT

CJTHT/PLUS

CJTHT

CJTHT/DUPLEX/ATEX

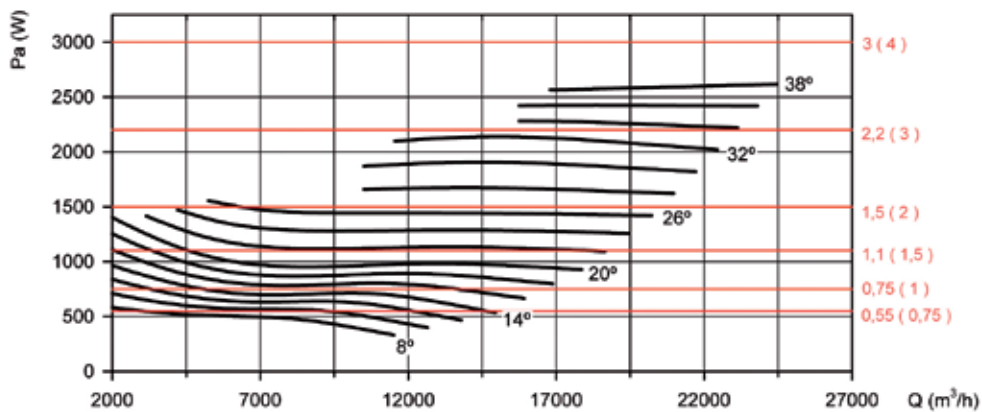
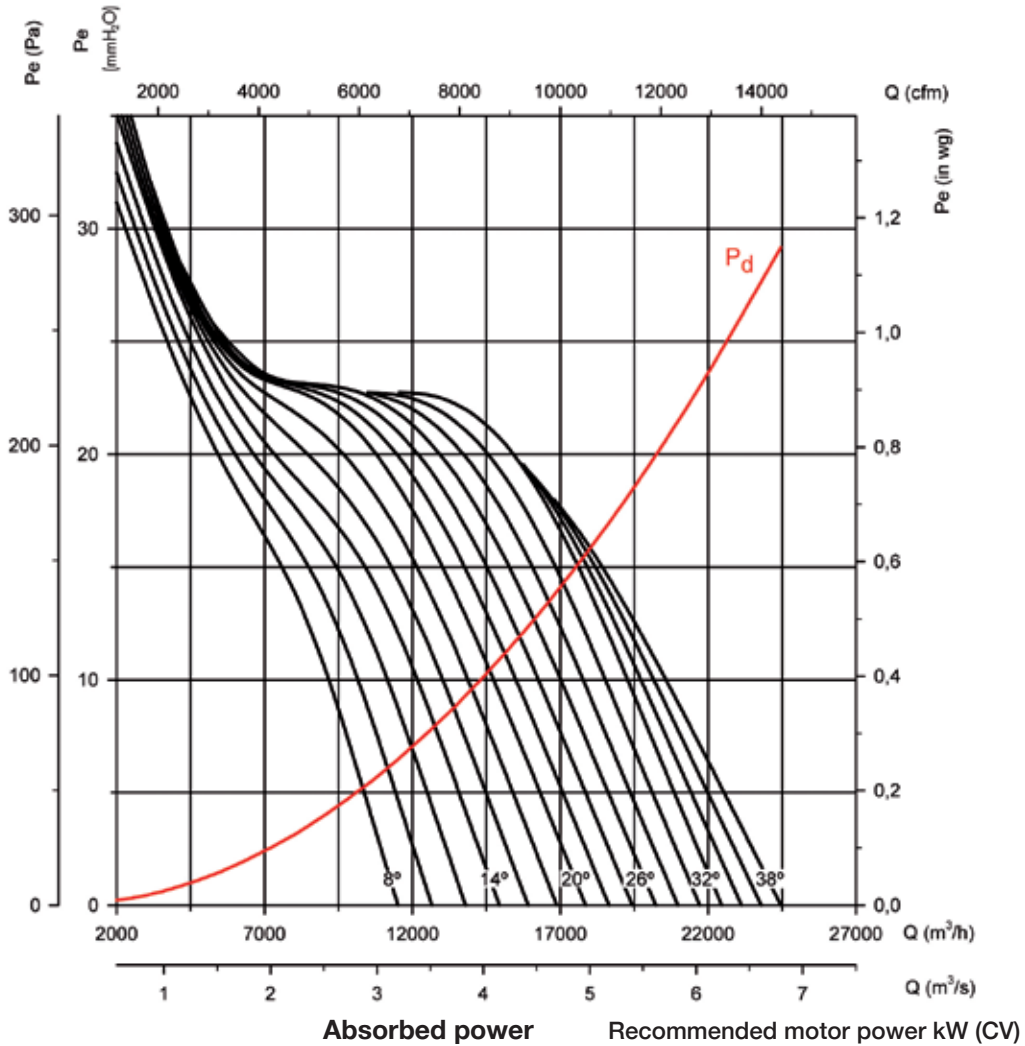
Q = Airflow in m³/h, m³/s and cfm.

Pe = Static pressure in mm.w.c., Pa and inwg.

Impeller diameter (cm): 63

Number of poles: 4

Number of blades: 6



Available features best efficiency point (BEP) at the end of the series.

Characteristic curves

THT CJTHT/PLUS CJTHT CJTHT/DUPLEX/ATEX

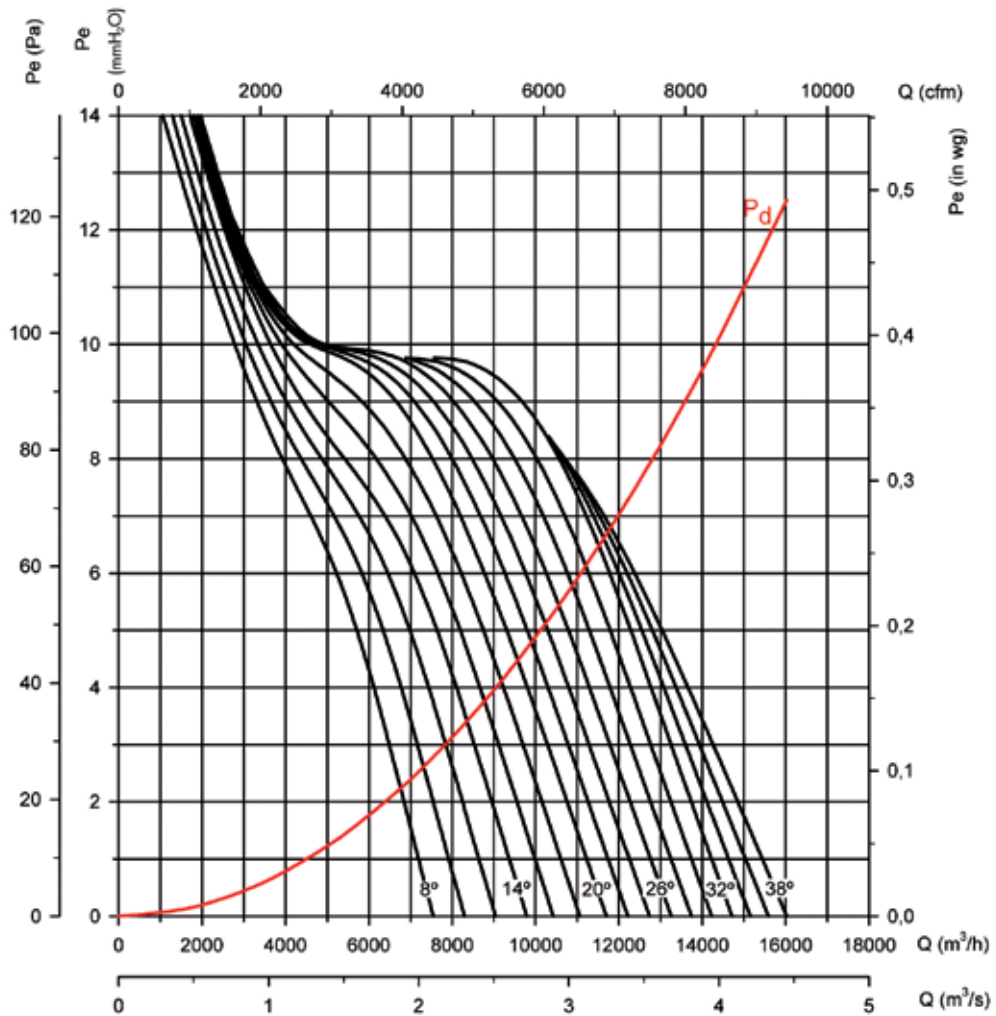
Q = Airflow in m³/h, m³/s and cfm.

Pe = Static pressure in mm.w.c., Pa and inwg.

Impeller diameter (cm): 63

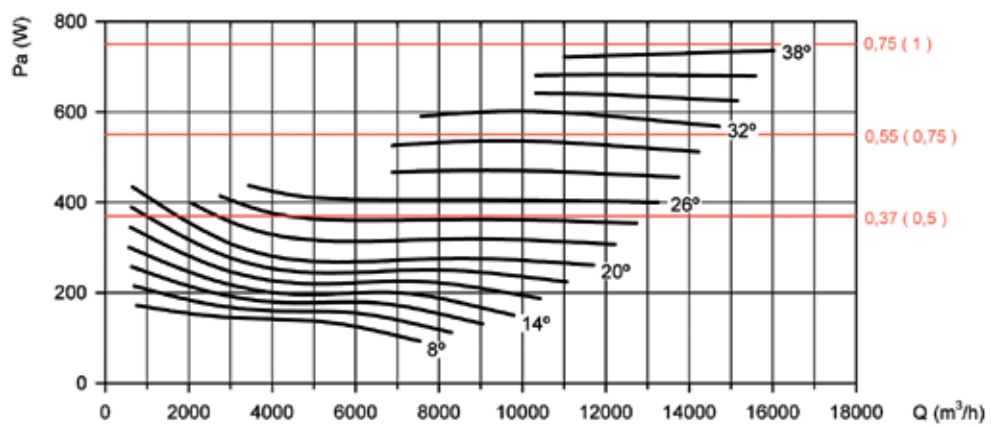
Number of poles: 6

Number of blades: 6



Absorbed power

Recommended motor power kW (CV)



Available features best efficiency point (BEP) at the end of the series.

THT CJTHT/PLUS CJTHT CJTHT/DUPLEX/ATEX

Characteristic curves

THT

CJTHT/PLUS

CJTHT

CJTHT/DUPLEX/ATEX

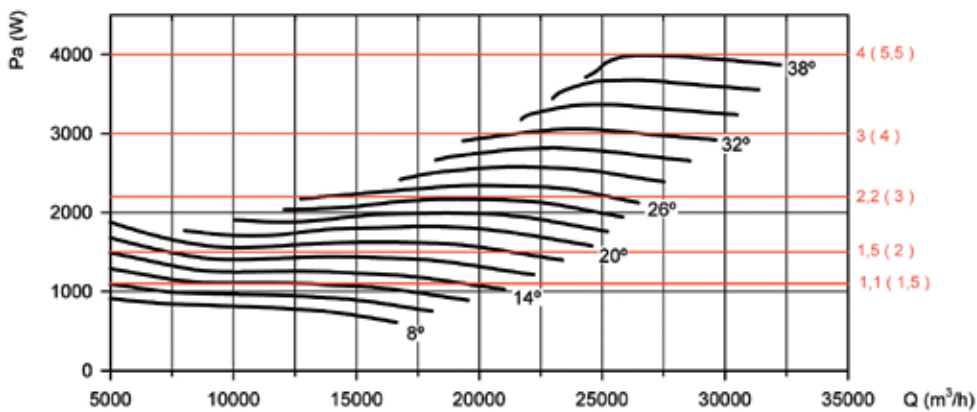
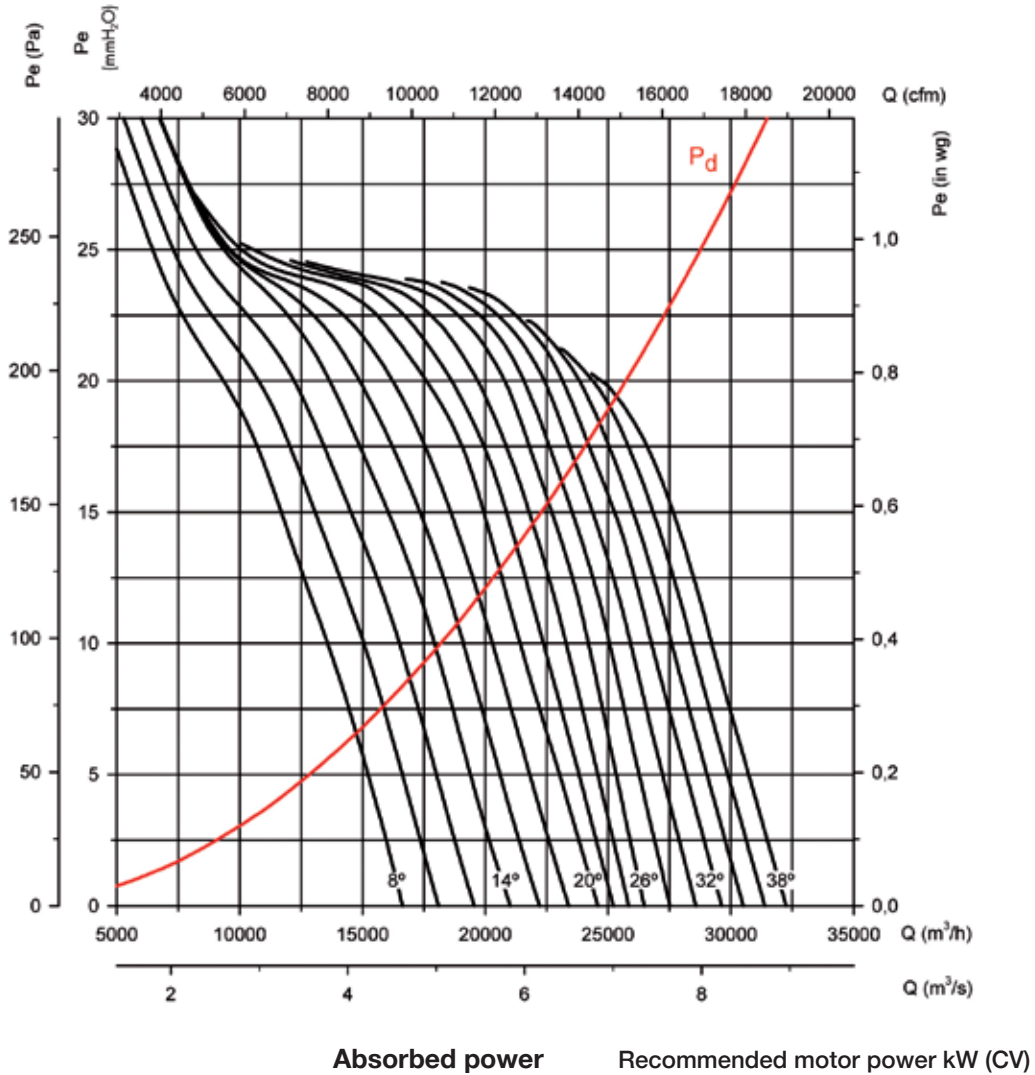
Q = Airflow in m³/h, m³/s and cfm.

Pe = Static pressure in mm.w.c., Pa and inwg.

Impeller diameter (cm): 71

Number of poles: 4

Number of blades: 6



Available features best efficiency point (BEP) at the end of the series.

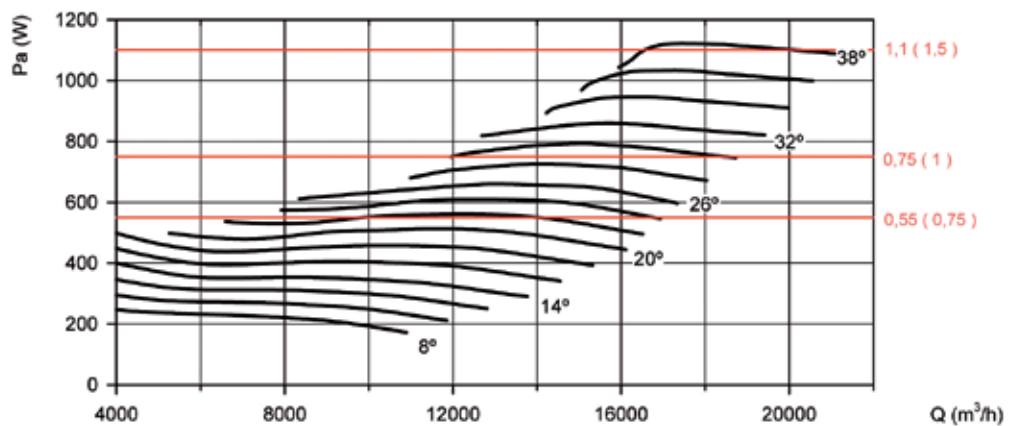
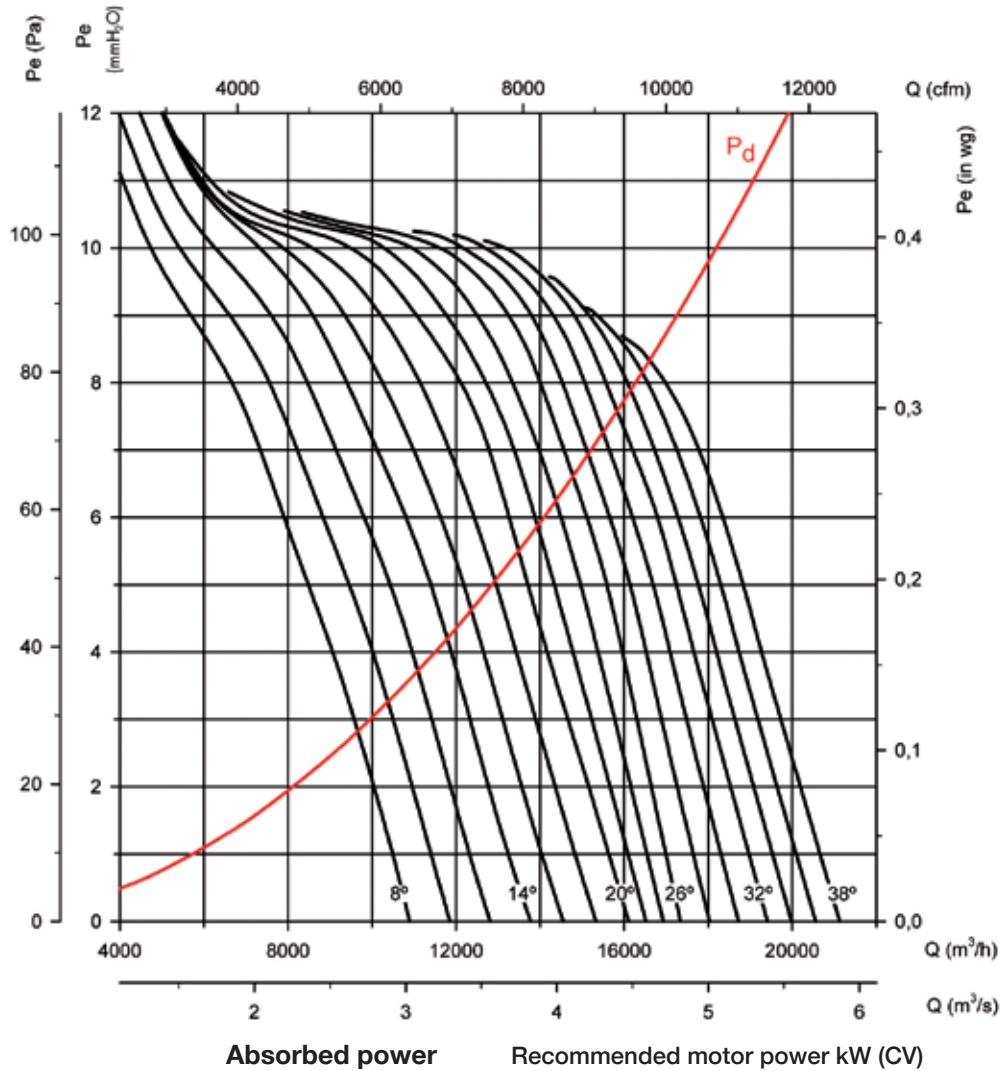
Characteristic curves

THT CJTHT/PLUS CJTHT CJTHT/DUPLEX/ATEX

Q = Airflow in m³/h, m³/s and cfm.

Pe = Static pressure in mm.w.c., Pa and inwg.

Impeller diameter (cm): 71 Number of poles: 6 Number of blades: 6



Available features best efficiency point (BEP) at the end of the series.

THT CJTHT/PLUS CJTHT CJTHT/DUPLEX/ATEX

Characteristic curves

THT

CJTHT/PLUS

CJTHT

CJTHT/DUPLEX/ATEX

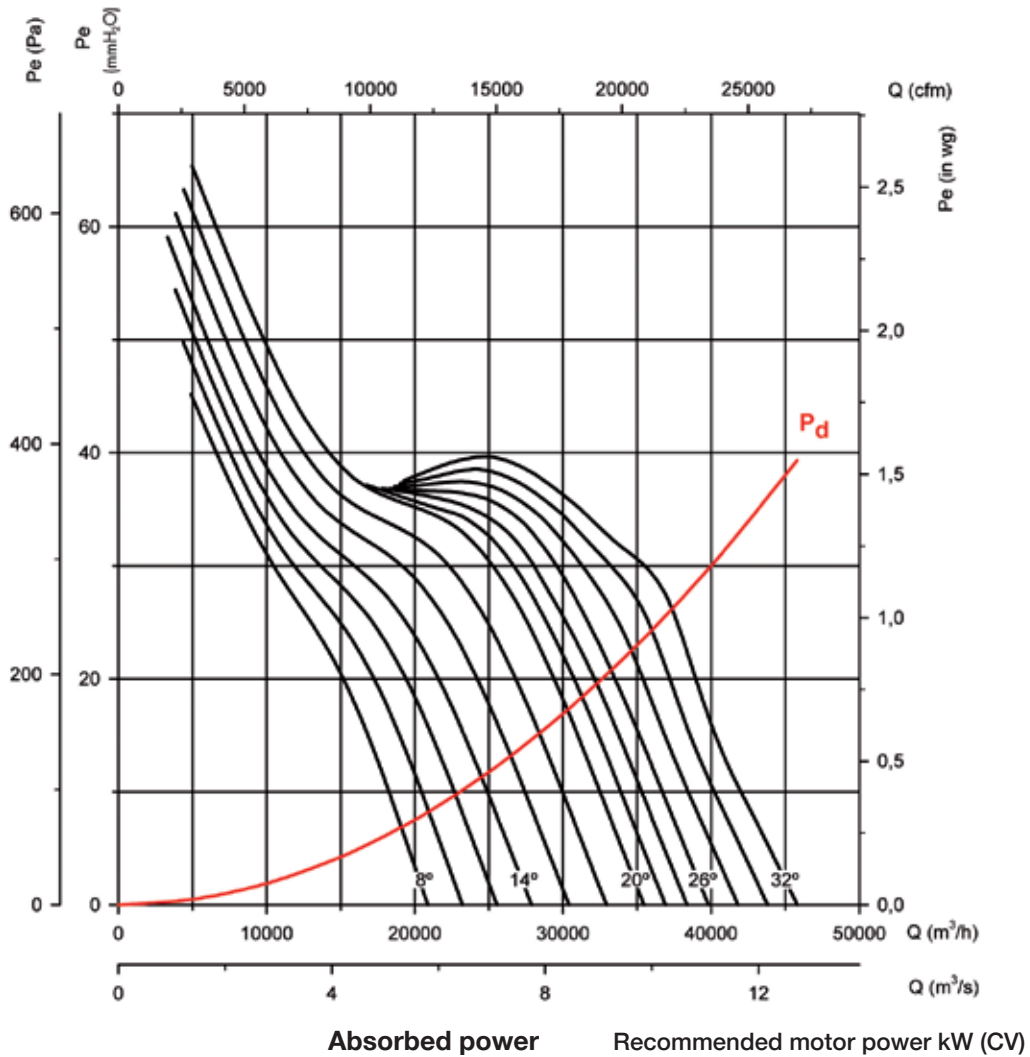
Q = Airflow in m³/h, m³/s and cfm.

Pe = Static pressure in mm.w.c., Pa and inwg.

Impeller diameter (cm): 80

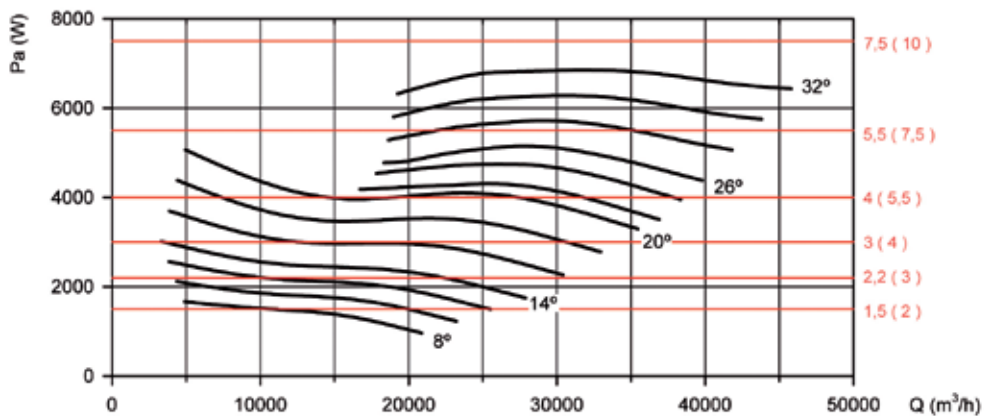
Number of poles: 4

Number of blades: 6



Absorbed power

Recommended motor power kW (CV)



Available features best efficiency point (BEP) at the end of the series.

Characteristic curves

THT CJTHT/PLUS CJTHT CJTHT/DUPLEX/ATEX

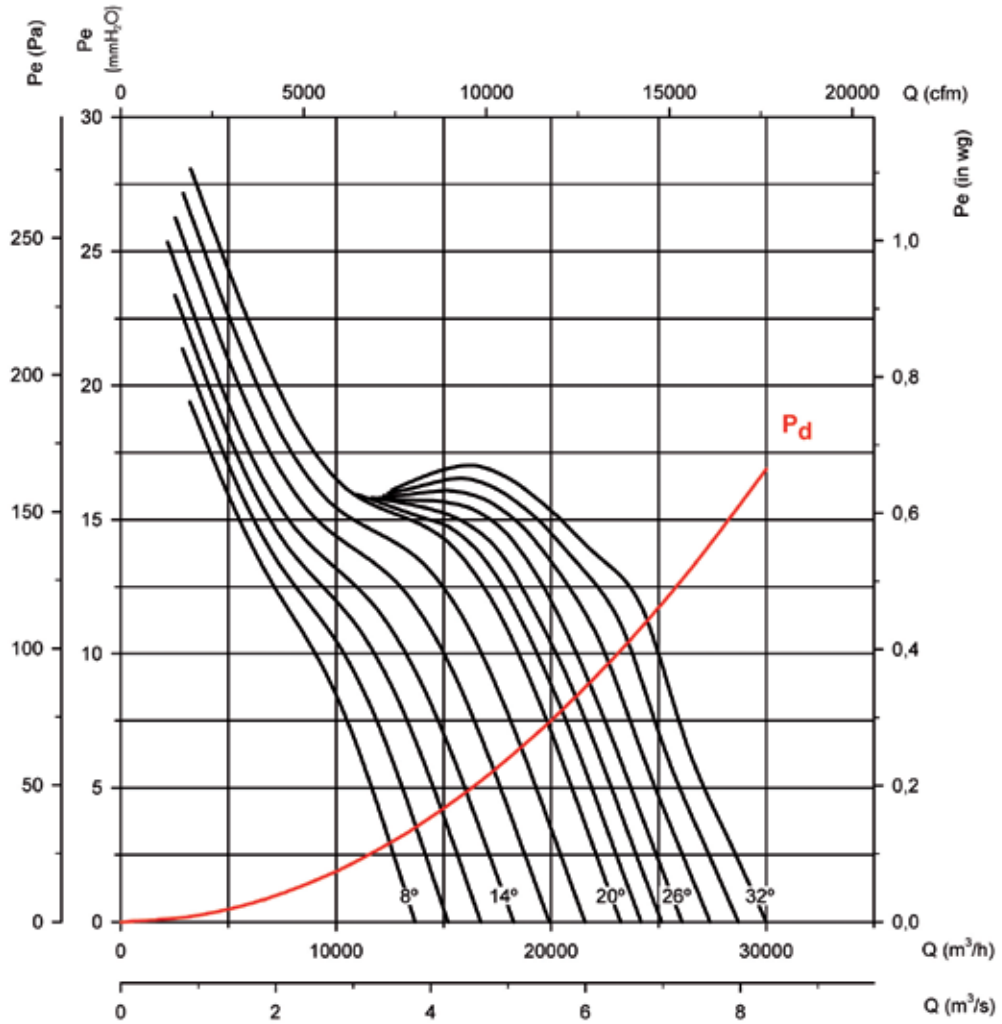
Q = Airflow in m³/h, m³/s and cfm.

Pe = Static pressure in mm.w.c., Pa and inwg.

Impeller diameter (cm): 80

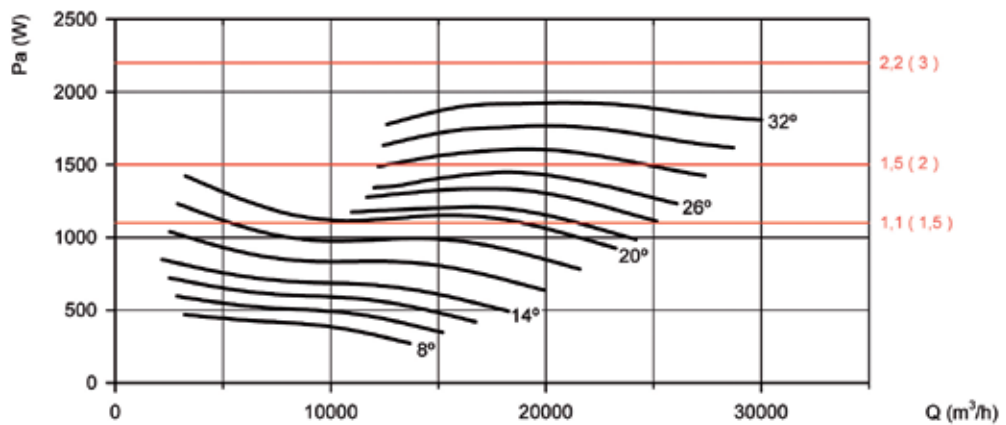
Number of poles: 6

Number of blades: 6



Absorbed power

Recommended motor power kW (CV)



Available features best efficiency point (BEP) at the end of the series.

THT CJTHT/PLUS CJTHT CJTHT/DUPLEX/ATEX

Characteristic curves

THT CJTHT/PLUS CJTHT CJTHT/DUPLEX/ATEX

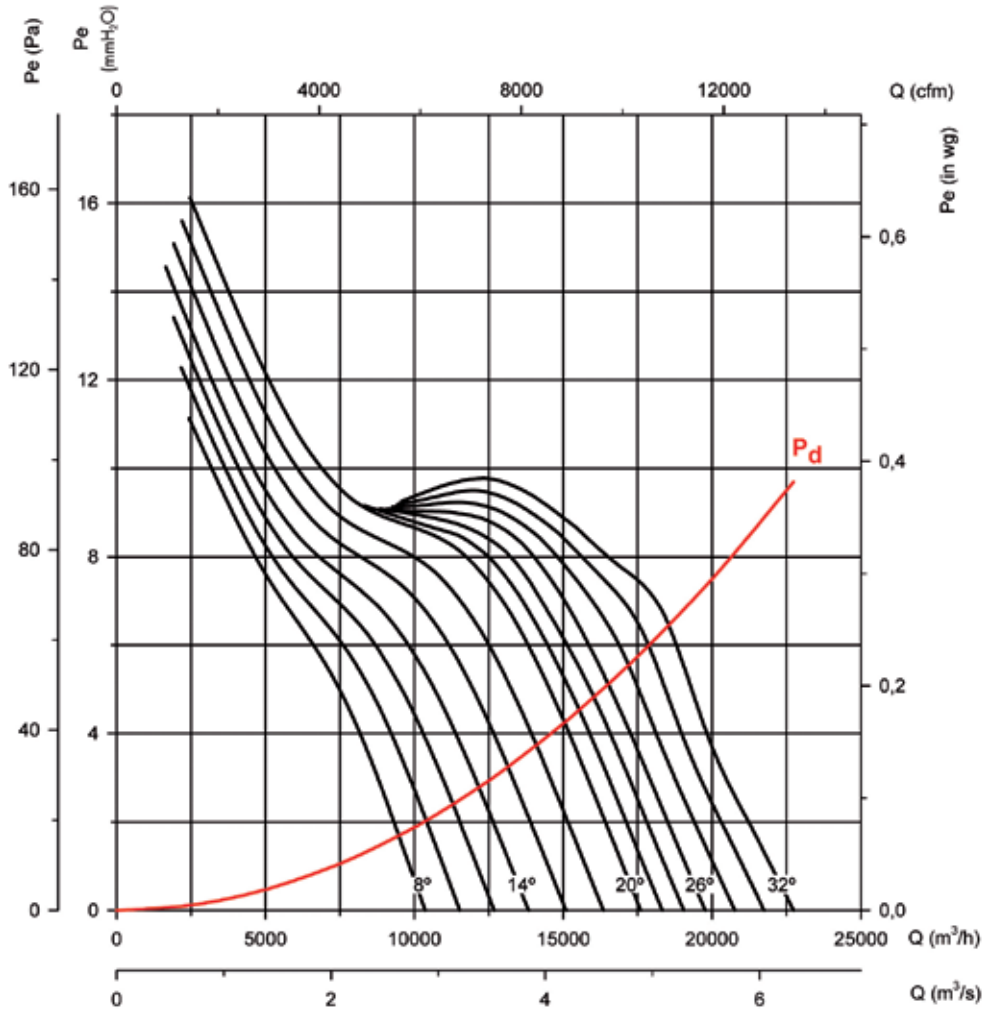
Q = Airflow in m³/h, m³/s and cfm.

Pe = Static pressure in mm.w.c., Pa and inwg.

Impeller diameter (cm): 80

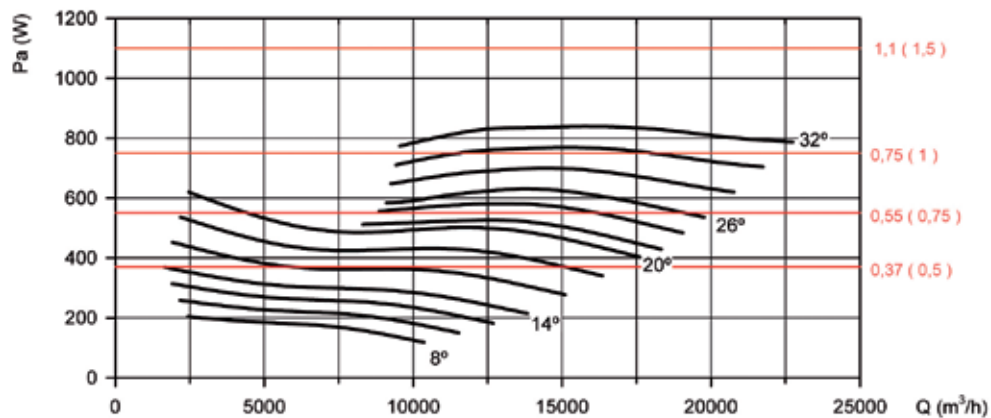
Number of poles: 8

Number of blades: 6



Absorbed power

Recommended motor power kW (CV)



Available features best efficiency point (BEP) at the end of the series.

Characteristic curves

THT CJTHT/PLUS CJTHT CJTHT/DUPLEX/ATEX

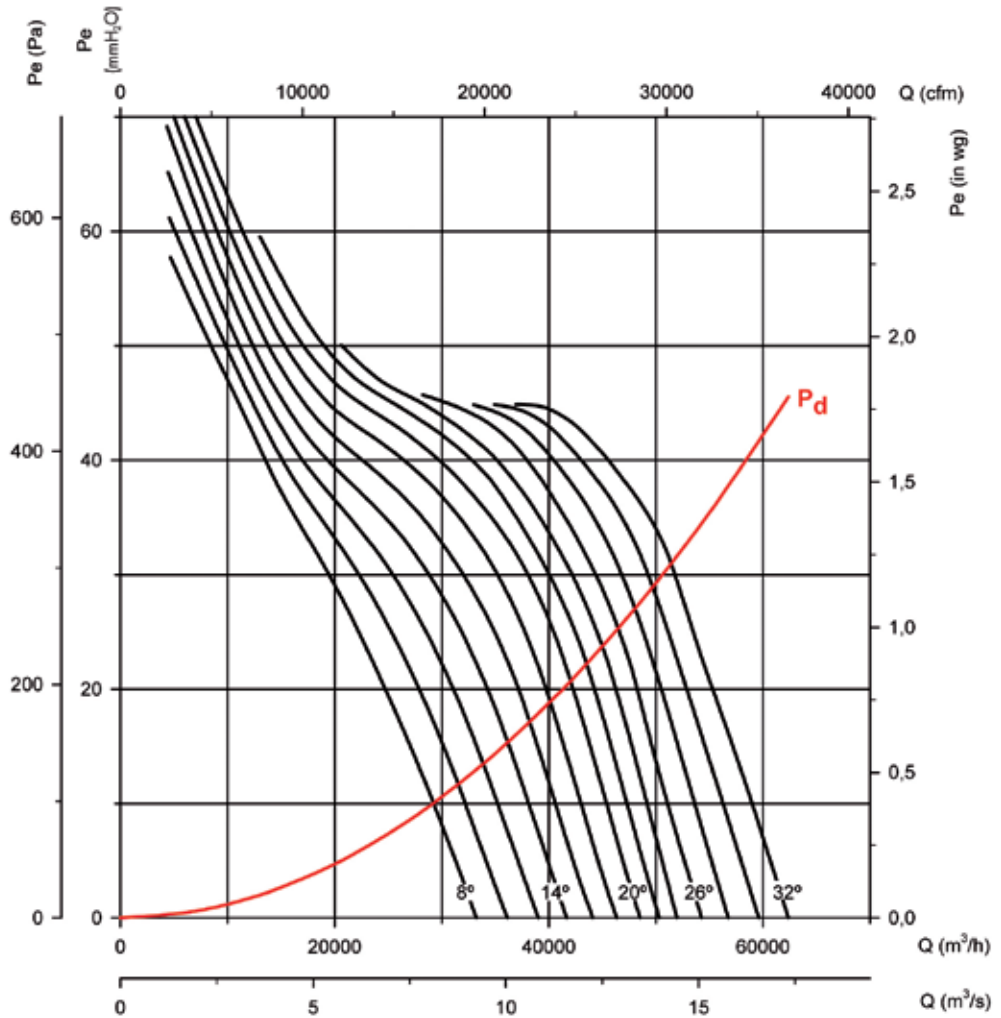
Q = Airflow in m³/h, m³/s and cfm.

Pe = Static pressure in mm.w.c., Pa and inwg.

Impeller diameter (cm): 90

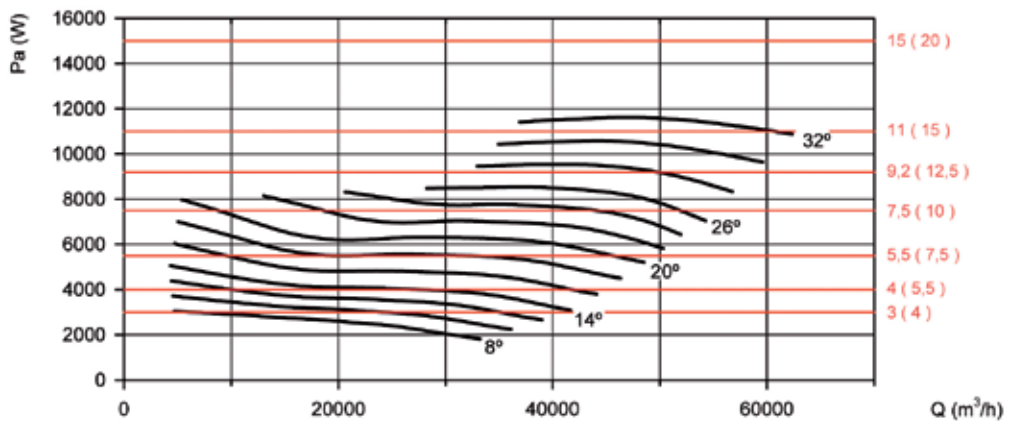
Number of poles: 4

Number of blades: 6



Absorbed power

Recommended motor power kW (CV)



Available features best efficiency point (BEP) at the end of the series.

THT CJTHT/PLUS CJTHT CJTHT/DUPLEX/ATEX

Characteristic curves

THT

CJTHT/PLUS

CJTHT

CJTHT/DUPLEX/ATEX

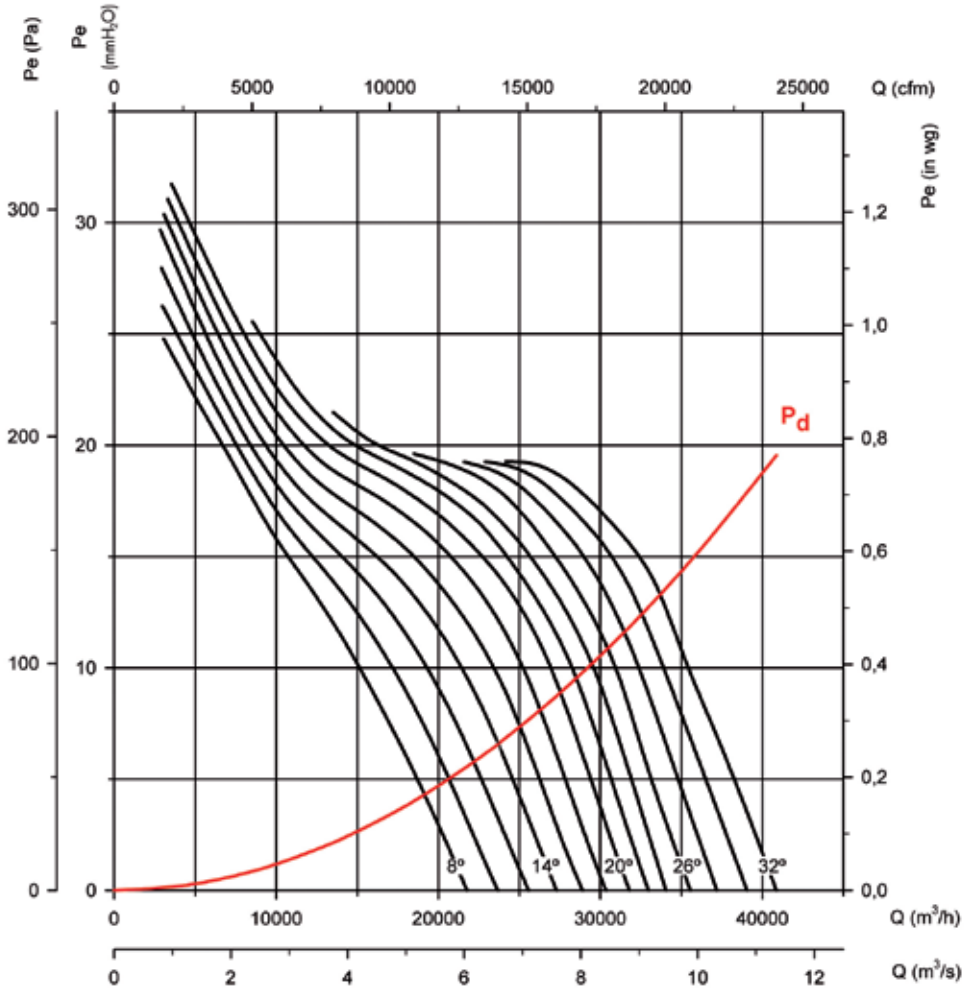
Q = Airflow in m³/h, m³/s and cfm.

Pe = Static pressure in mm.w.c., Pa and inwg.

Impeller diameter (cm): 90

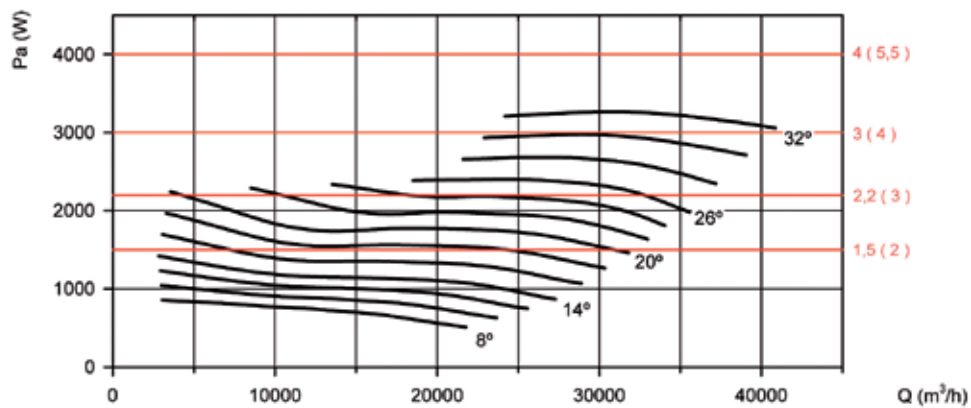
Number of poles: 6

Number of blades: 6



Absorbed power

Recommended motor power kW (CV)



Available features best efficiency point (BEP) at the end of the series.

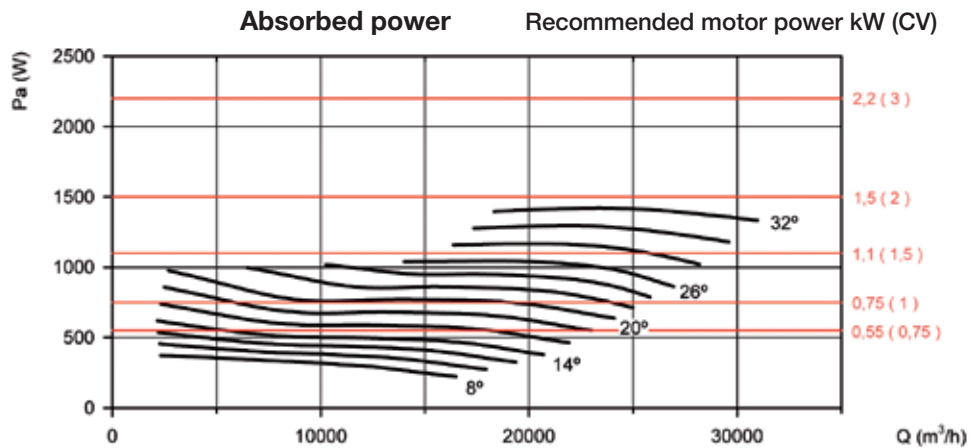
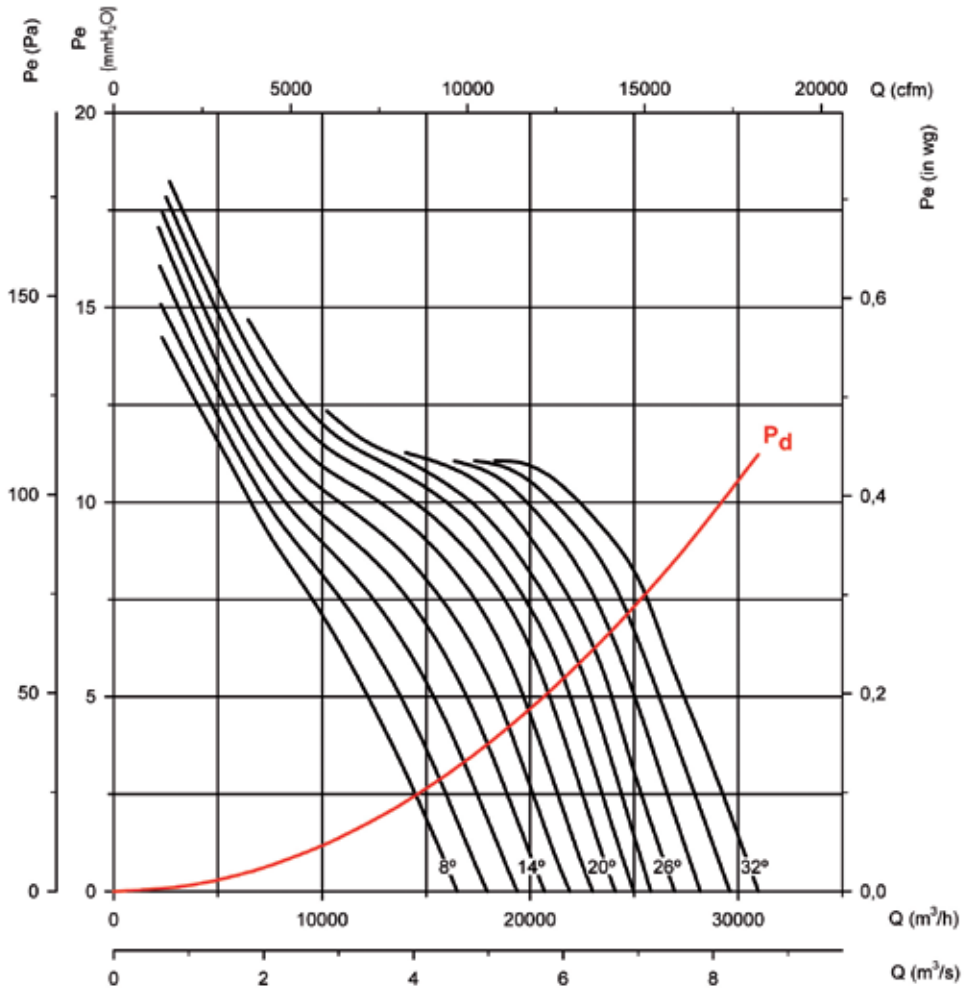
Characteristic curves

THT CJTHT/PLUS CJTHT CJTHT/DUPLEX/ATEX

Q = Airflow in m³/h, m³/s and cfm.

Pe = Static pressure in mm.w.c., Pa and inwg.

Impeller diameter (cm): 90 Number of poles: 8 Number of blades: 6



Available features best efficiency point (BEP) at the end of the series.

THT CJTHT/PLUS CJTHT CJTHT/DUPLEX/ATEX

Characteristic curves

THT

CJTHT/PLUS

CJTHT

CJTHT/DUPLEX/ATEX

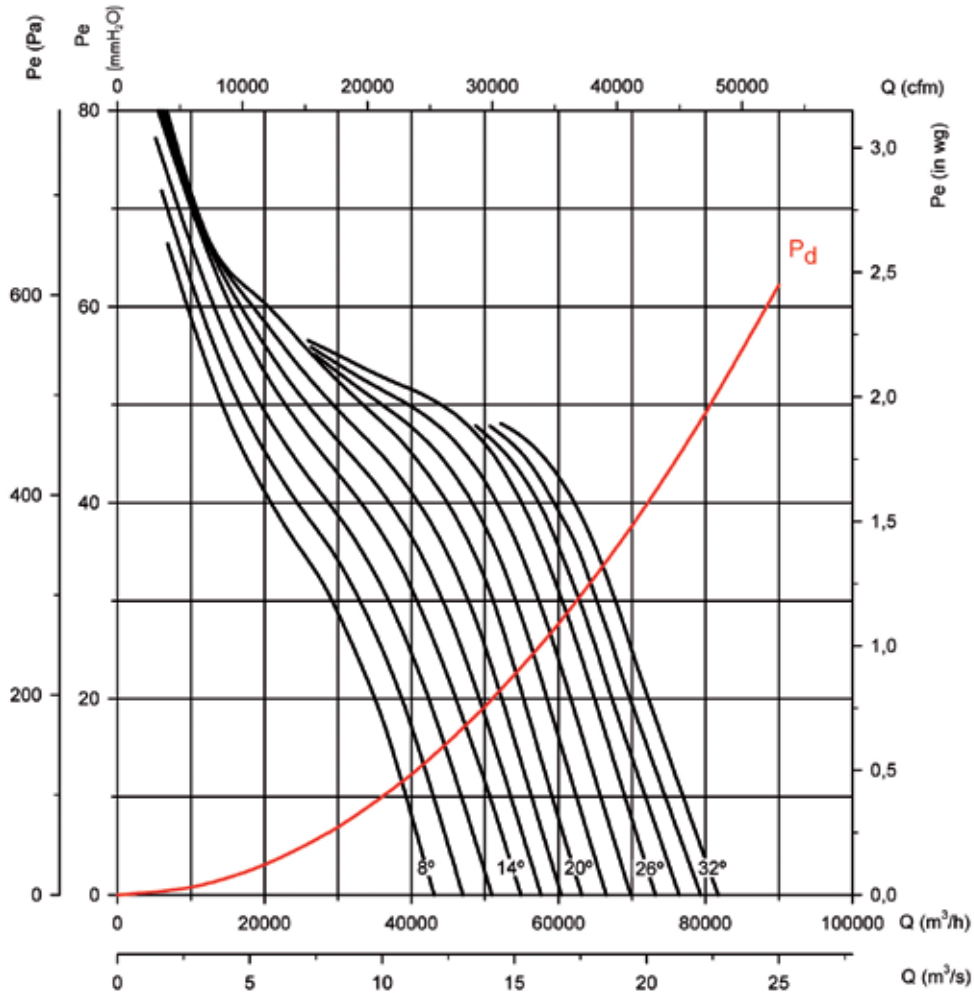
Q = Airflow in m³/h, m³/s and cfm.

Pe = Static pressure in mm.w.c., Pa and inwg.

Impeller diameter (cm): 100

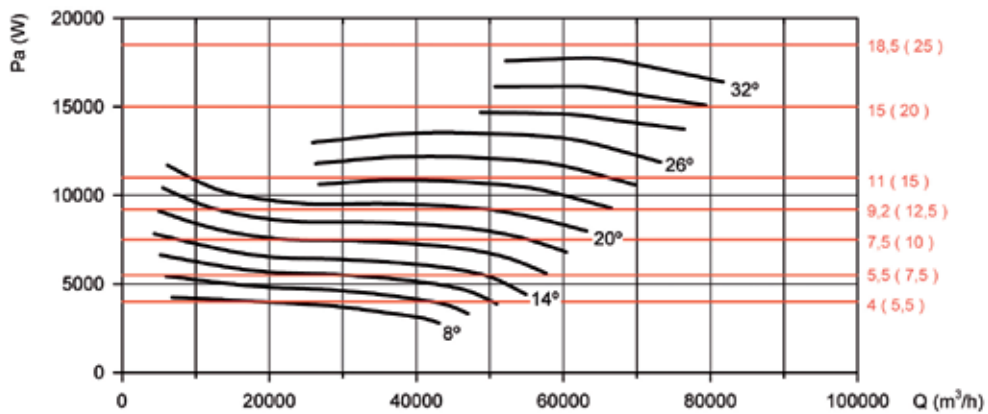
Number of poles: 4

Number of blades: 6



Absorbed power

Recommended motor power kW (CV)



Available features best efficiency point (BEP) at the end of the series.

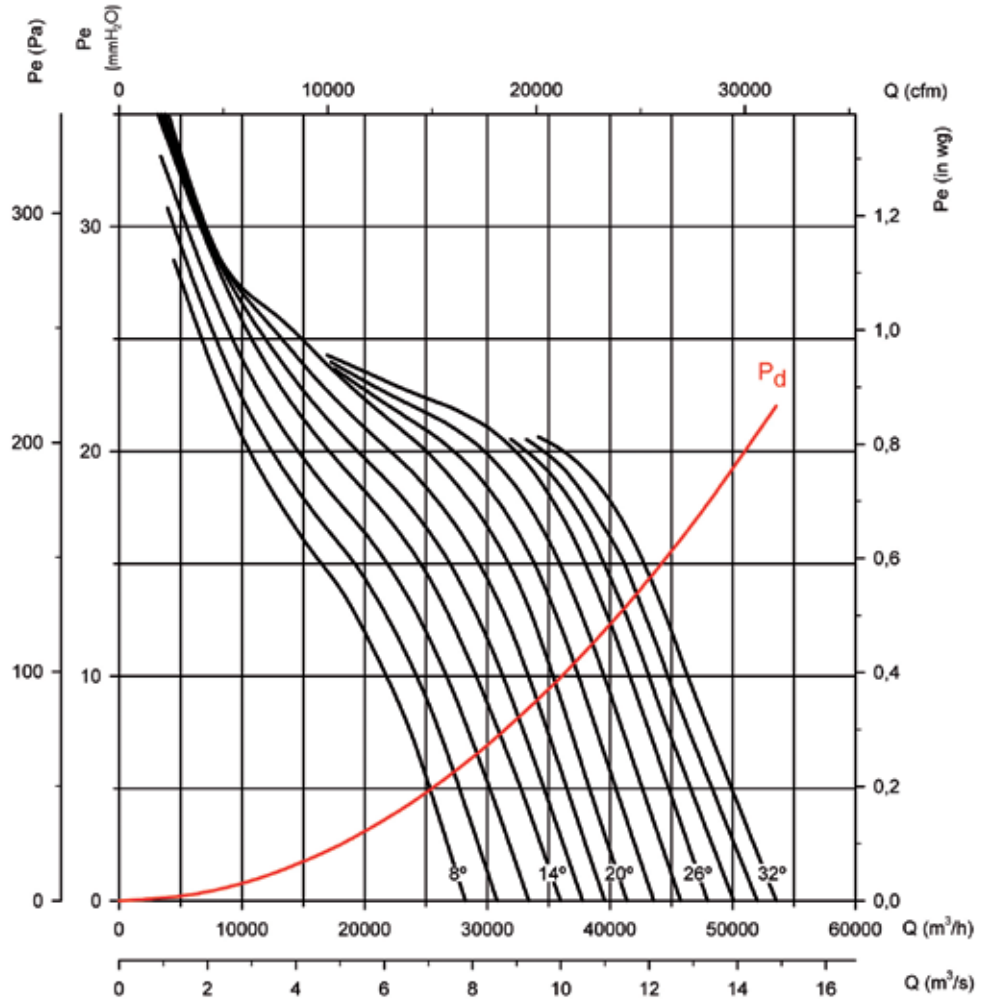
Characteristic curves

THT CJTHT/PLUS CJTHT CJTHT/DUPLEX/ATEX

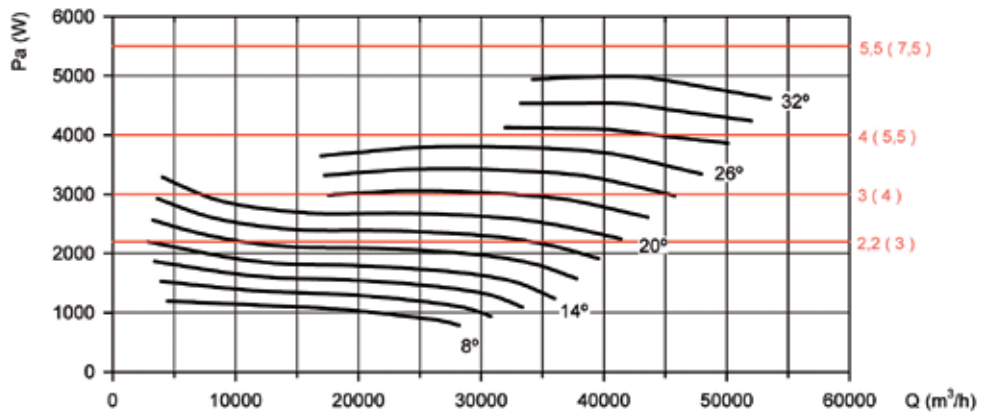
Q = Airflow in m³/h, m³/s and cfm.

Pe = Static pressure in mm.w.c., Pa and inwg.

Impeller diameter (cm): 100 Number of poles: 6 Number of blades: 6



Absorbed power Recommended motor power kW (CV)



Available features best efficiency point (BEP) at the end of the series.

THT CJTHT/PLUS CJTHT CJTHT/DUPLEX/ATEX

Characteristic curves

THT

CJTHT/PLUS

CJTHT

CJTHT/DUPLEX/ATEX

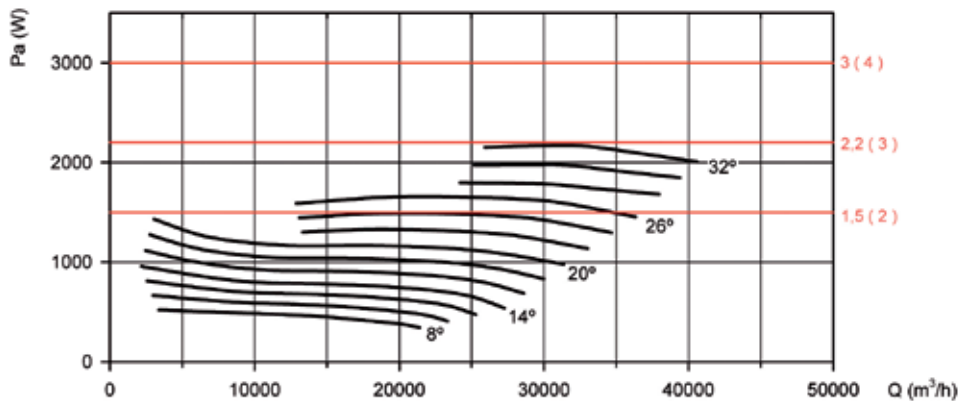
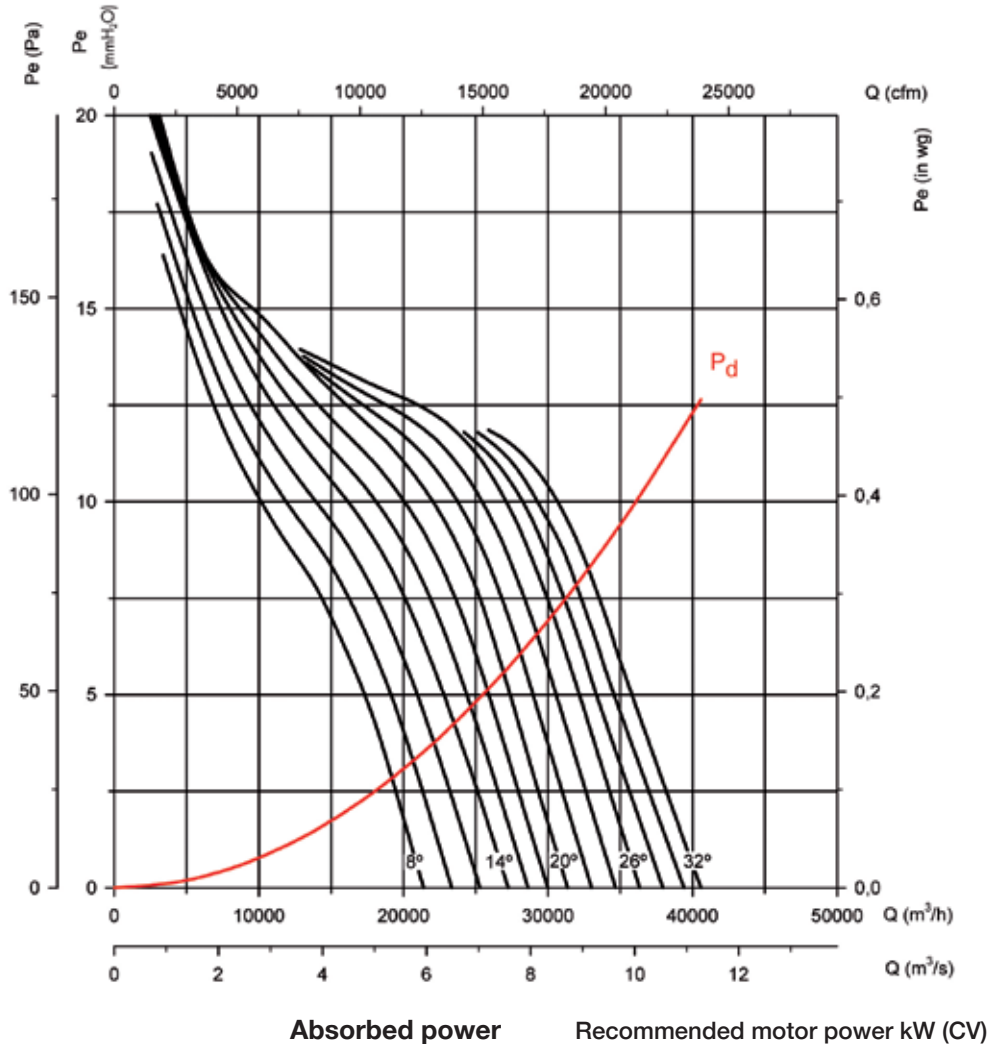
Q = Airflow in m³/h, m³/s and cfm.

Pe = Static pressure in mm.w.c., Pa and inwg.

Impeller diameter (cm): 100

Number of poles: 8

Number of blades: 6



Available features best efficiency point (BEP) at the end of the series.

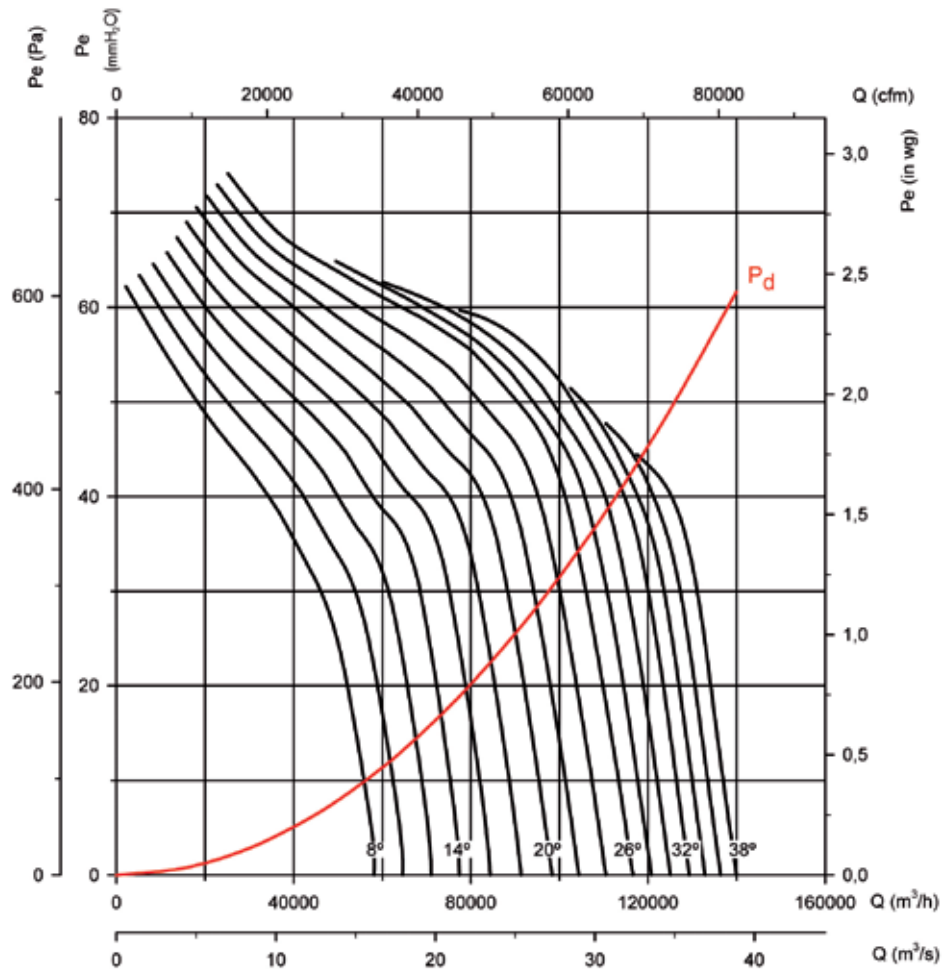
Characteristic curves

THT CJTHT/PLUS CJTHT CJTHT/DUPLEX/ATEX

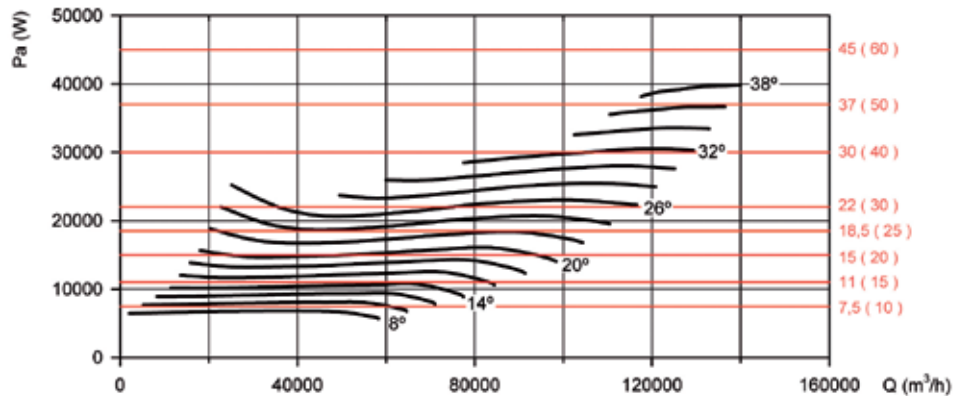
Q = Airflow in m³/h, m³/s and cfm.

Pe = Static pressure in mm.w.c., Pa and inwg.

Impeller diameter (cm): 125 Number of poles: 4 Number of blades: 3



Absorbed power Recommended motor power kW (CV)



Available features best efficiency point (BEP) at the end of the series.

THT CJTHT/PLUS CJTHT CJTHT/DUPLEX/ATEX

Characteristic curves

THT

CJTHT/PLUS

CJTHT

CJTHT/DUPLEX/ATEX

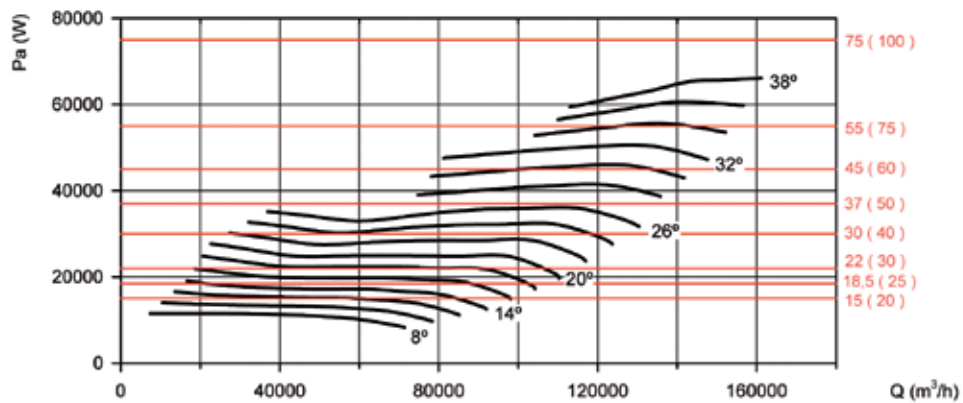
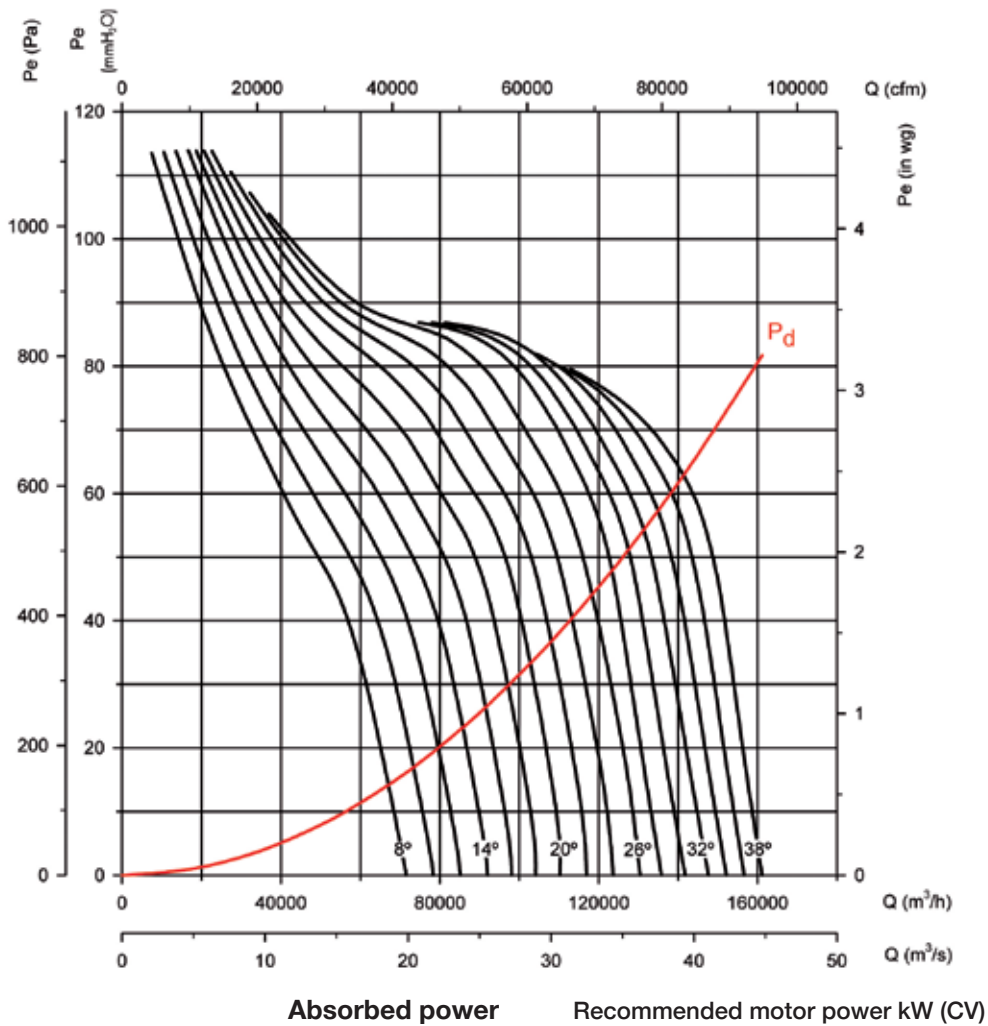
Q = Airflow in m³/h, m³/s and cfm.

Pe = Static pressure in mm.w.c., Pa and inwg.

Impeller diameter (cm): 125

Number of poles: 4

Number of blades: 6



Available features best efficiency point (BEP) at the end of the series.

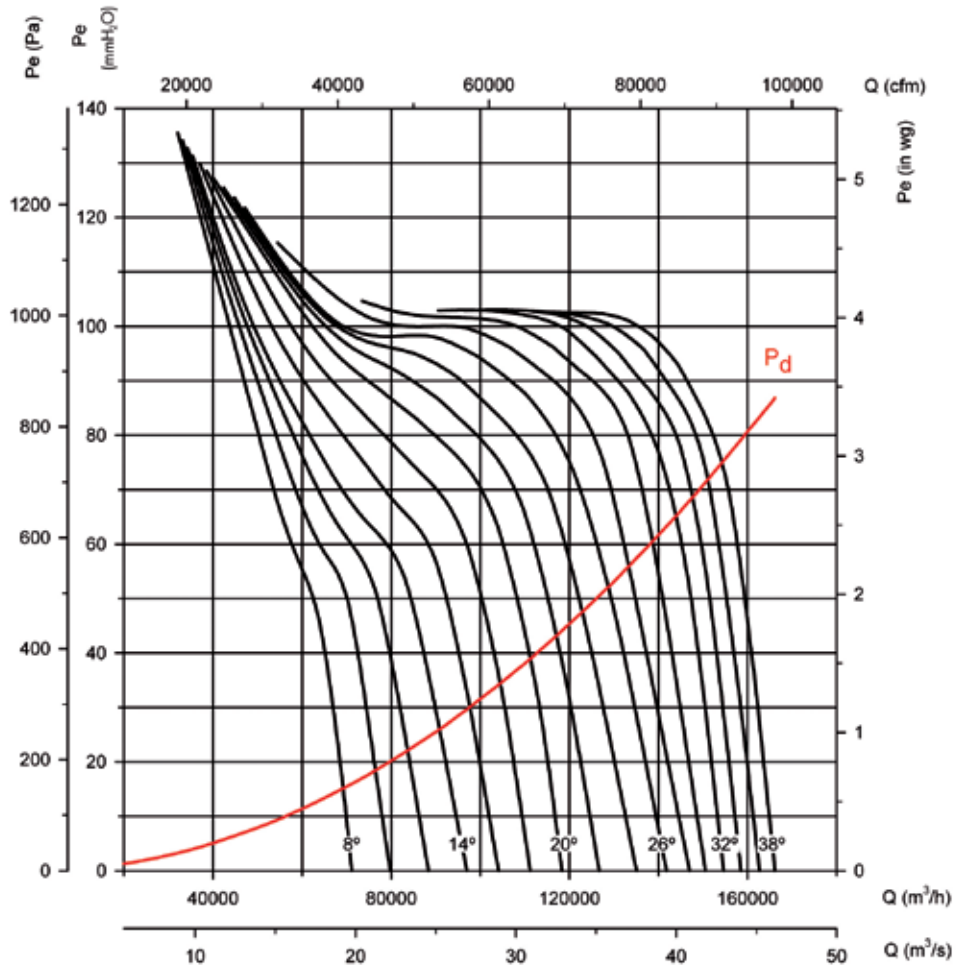
Characteristic curves

THT CJTHT/PLUS CJTHT CJTHT/DUPLEX/ATEX

Q = Airflow in m³/h, m³/s and cfm.

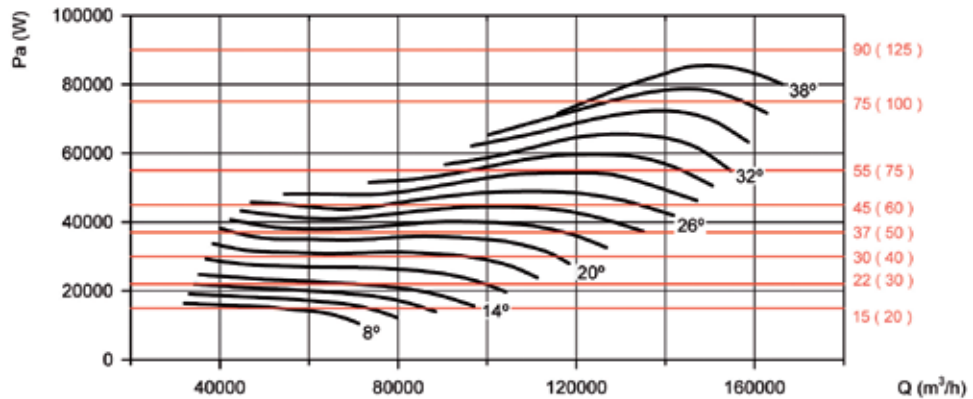
Pe = Static pressure in mm.w.c., Pa and inwg.

Impeller diameter (cm): 125 Number of poles: 4 Number of blades: 9



Absorbed power

Recommended motor power kW (CV)



Available features best efficiency point (BEP) at the end of the series.

THT CJTHT/PLUS CJTHT CJTHT/DUPLEX/ATEX

Characteristic curves

THT

CJTHT/PLUS

CJTHT

CJTHT/DUPLEX/ATEX

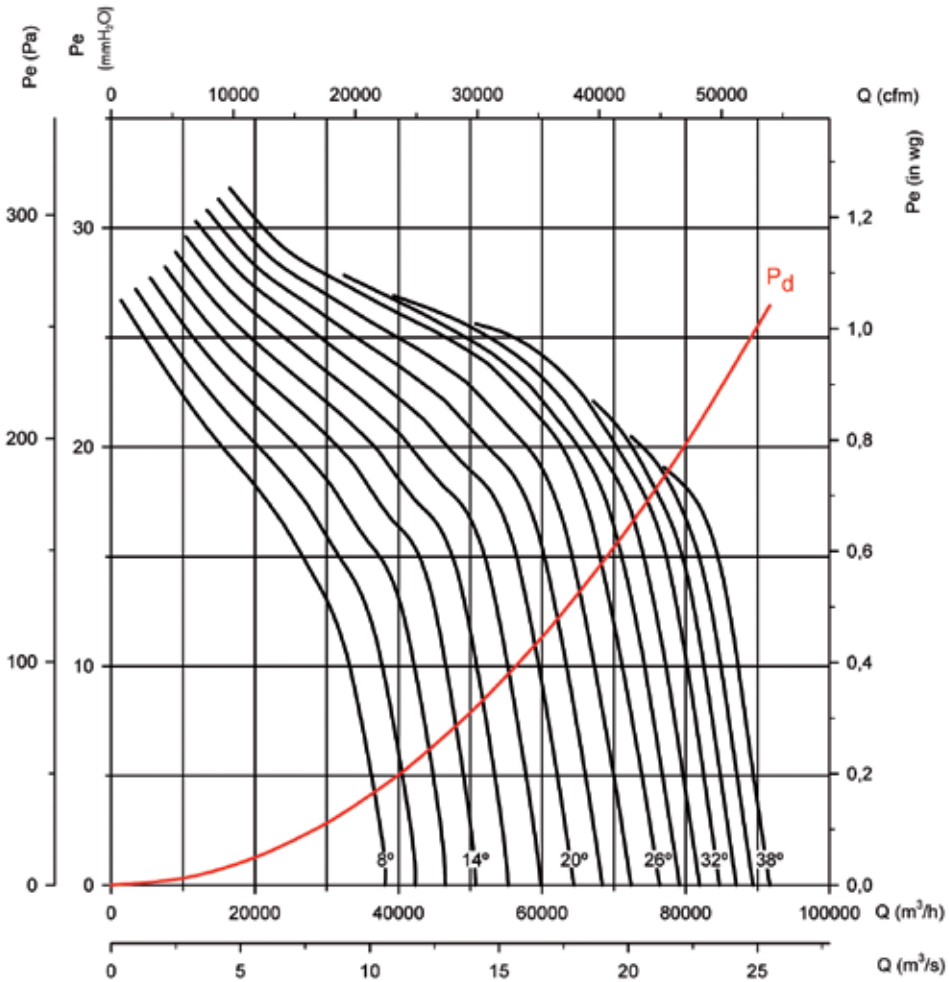
Q = Airflow in m³/h, m³/s and cfm.

Pe = Static pressure in mm.w.c., Pa and inwg.

Impeller diameter (cm): 125

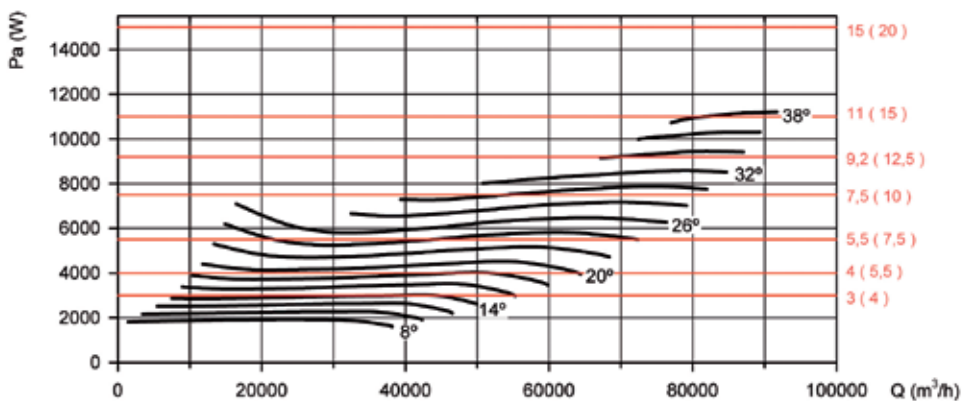
Number of poles: 6

Number of blades: 3



Absorbed power

Recommended motor power kW (CV)



Available features best efficiency point (BEP) at the end of the series.

Characteristic curves

THT

CJTHT/PLUS

CJTHT

CJTHT/DUPLEX/ATEX

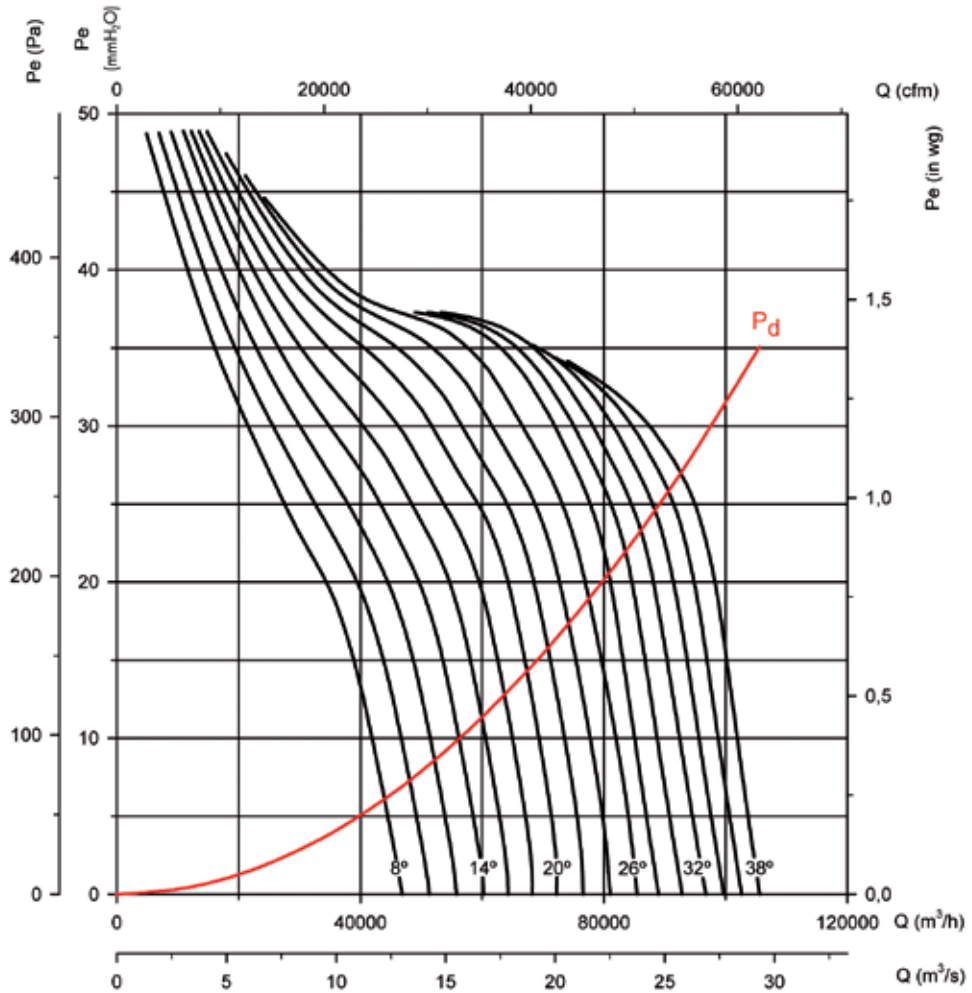
Q = Airflow in m³/h, m³/s and cfm.

Pe= Static pressure in mm.w.c., Pa and inwg.

Impeller diameter (cm): 125

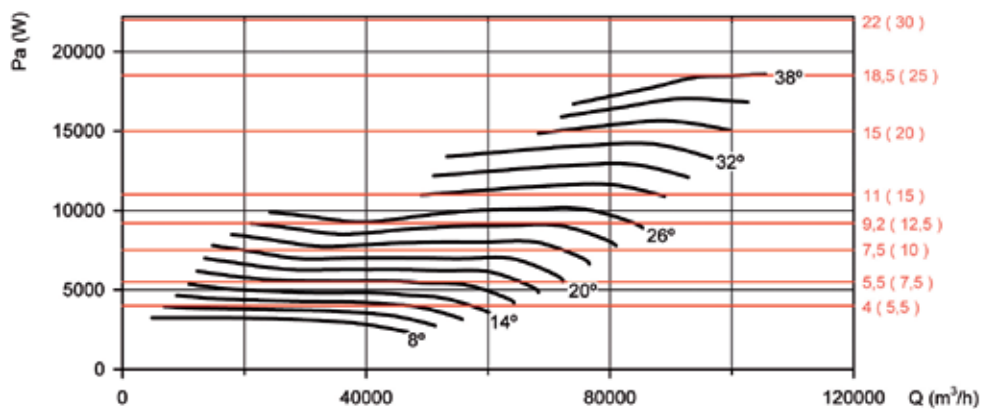
Number of poles: 6

Number of blades: 8



Absorbed power

Recommended motor power kW (CV)



Available features best efficiency point (BEP) at the end of the series.

THT CJTHT/PLUS CJTHT CJTHT/DUPLEX/ATEX

Characteristic curves

THT

CJTHT/PLUS

CJTHT

CJTHT/DUPLEX/ATEX

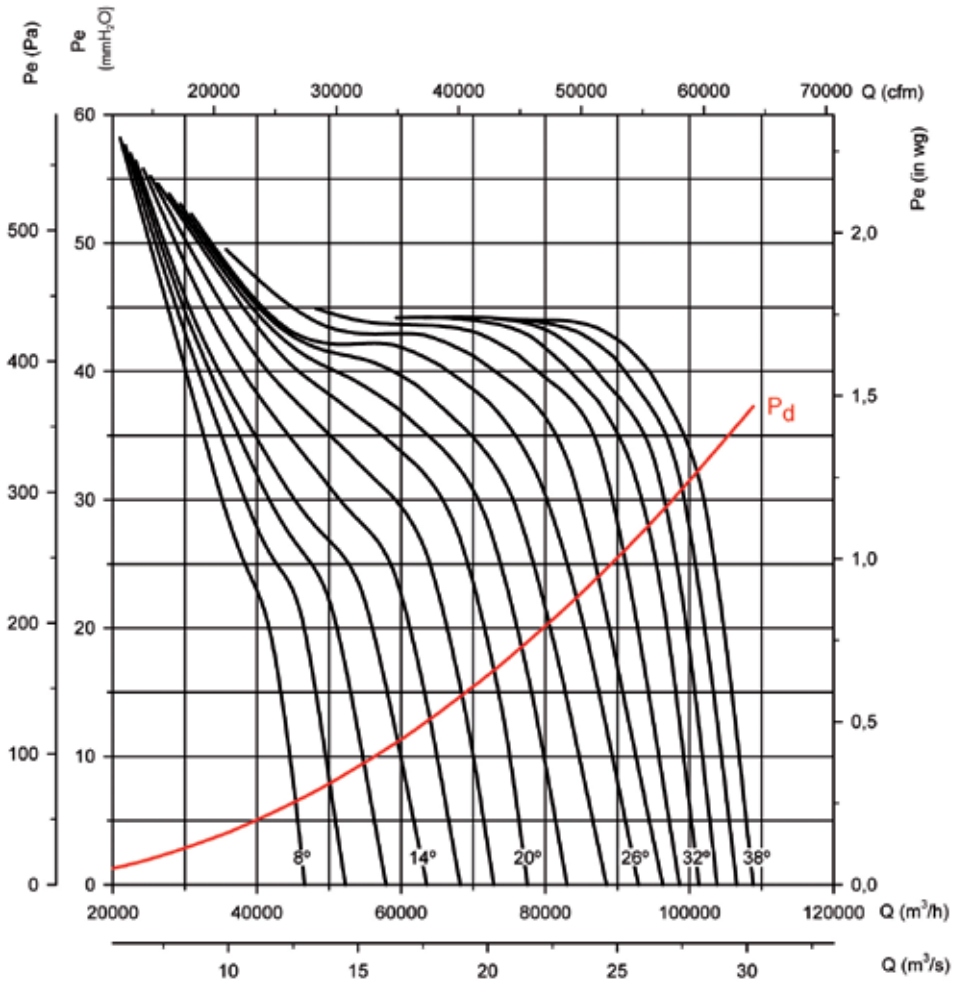
Q = Airflow in m³/h, m³/s and cfm.

Pe = Static pressure in mm.w.c., Pa and inwg.

Impeller diameter (cm): 125

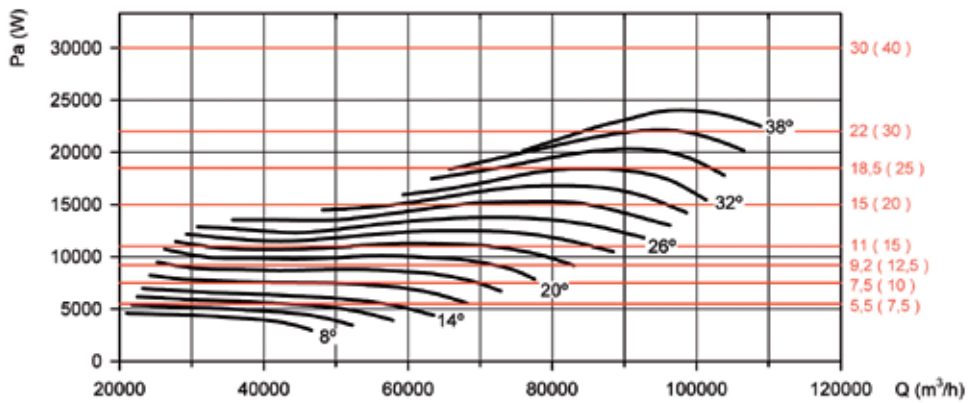
Number of poles: 6

Number of blades: 9



Absorbed power

Recommended motor power kW (CV)



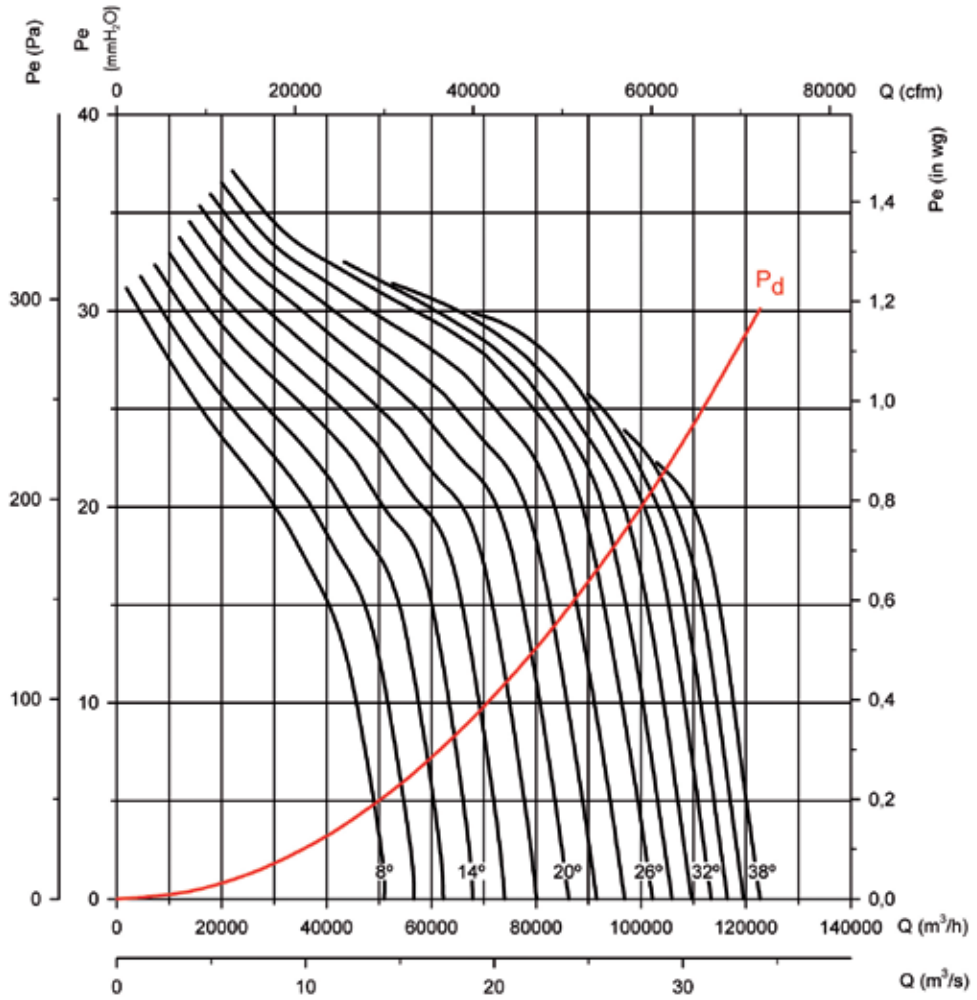
Available features best efficiency point (BEP) at the end of the series.

Characteristic curves

Q = Airflow in m³/h, m³/s and cfm.

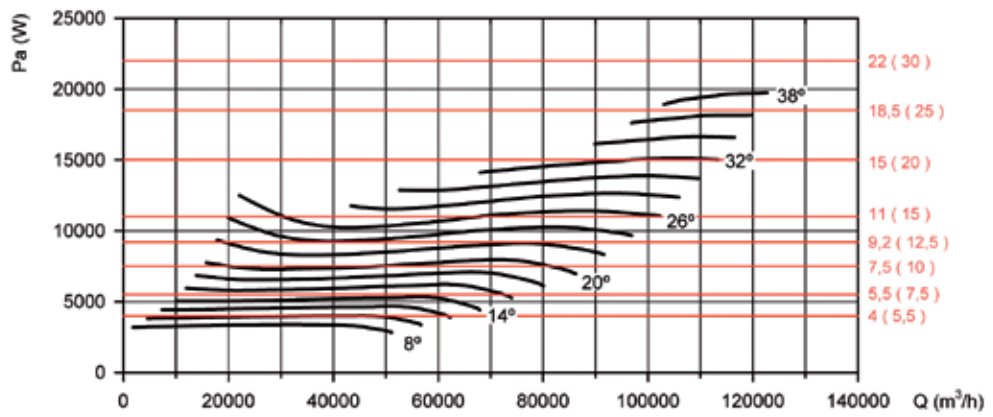
Pe = Static pressure in mm.w.c., Pa and inwg.

Impeller diameter (cm): 140 Number of poles: 6 Number of blades: 3



Absorbed power

Recommended motor power kW (CV)



Available features best efficiency point (BEP) at the end of the series.

THT CJTHT/PLUS CJTHT CJTHT/DUPLEX/ATEX

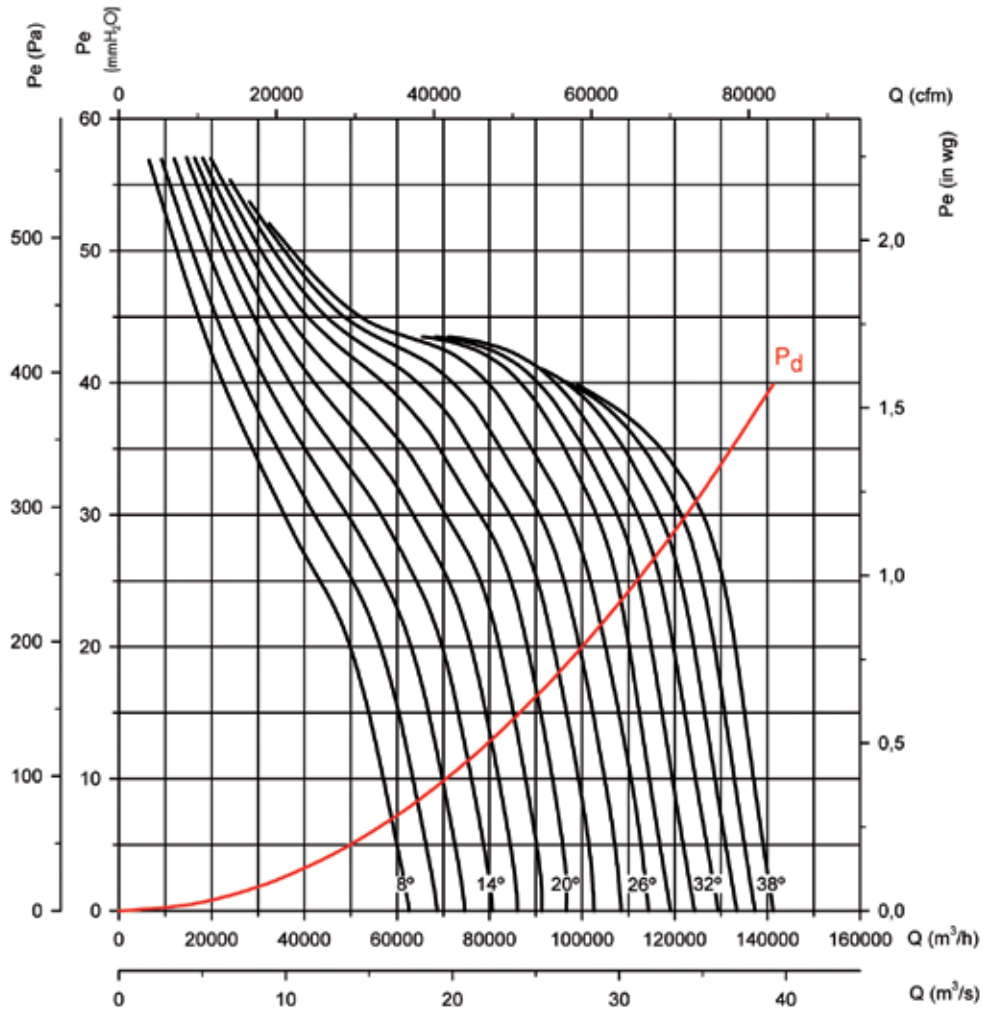
Characteristic curves

THT CJTHT/PLUS CJTHT CJTHT/DUPLEX/ATEX

Q = Airflow in m³/h, m³/s and cfm.

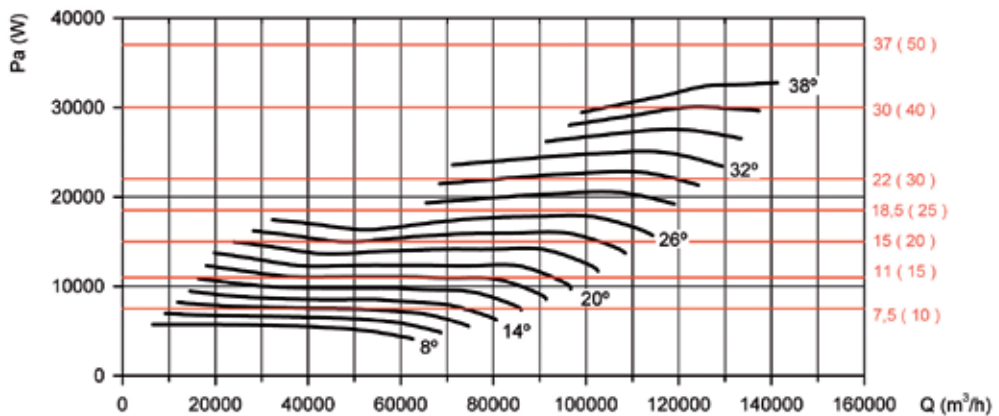
Pe = Static pressure in mm.w.c., Pa and inwg.

Impeller diameter (cm): 140 Number of poles: 6 Number of blades: 6



Absorbed power

Recommended motor power kW (CV)



Available features best efficiency point (BEP) at the end of the series.

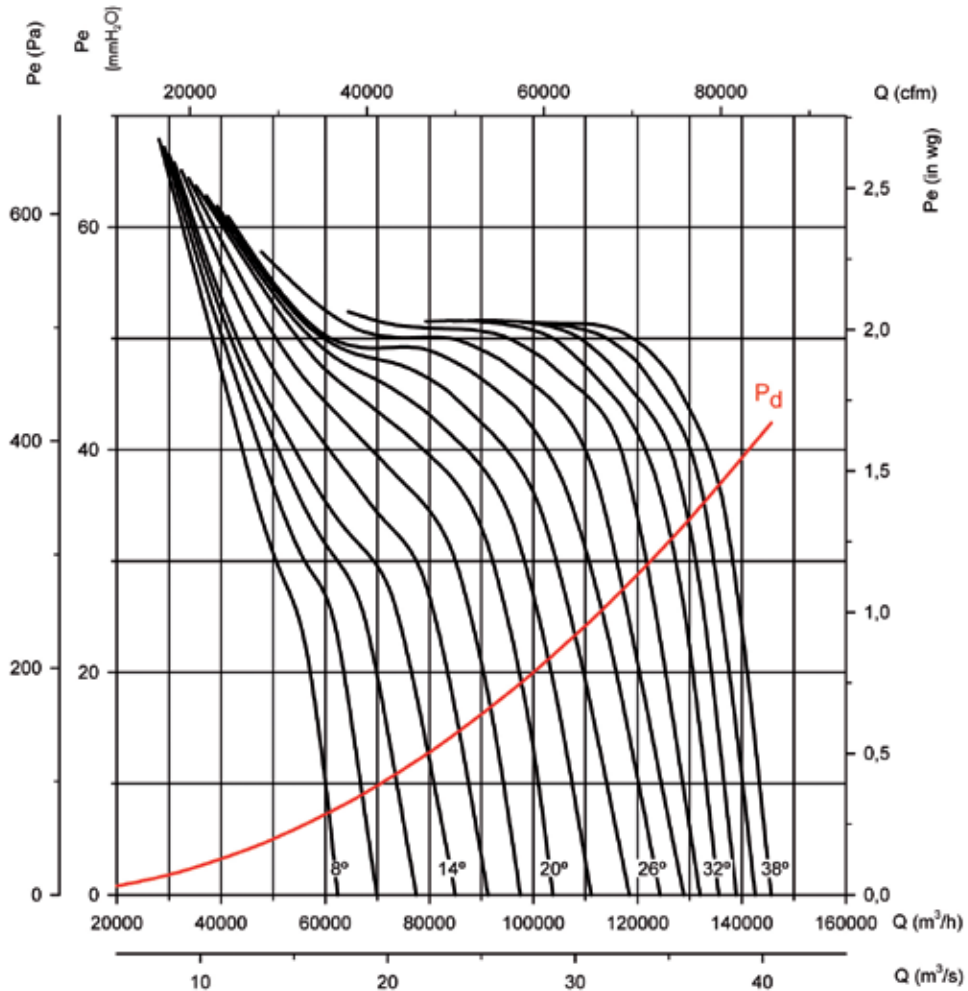
Characteristic curves

THT CJTHT/PLUS CJTHT CJTHT/DUPLEX/ATEX

Q = Airflow in m³/h, m³/s and cfm.

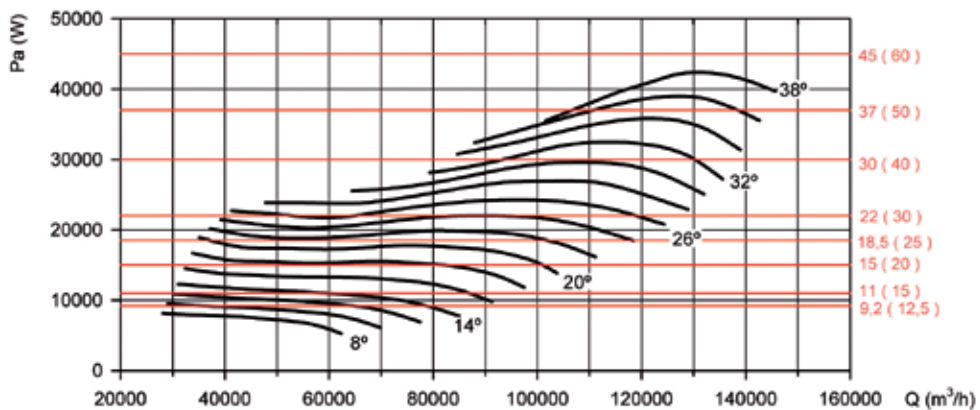
Pe = Static pressure in mm.w.c., Pa and inwg.

Impeller diameter (cm): 140 Number of poles: 6 Number of blades: 9



Absorbed power

Recommended motor power kW (CV)



Available features best efficiency point (BEP) at the end of the series.

THT CJTHT/PLUS CJTHT CJTHT/DUPLEX/ATEX

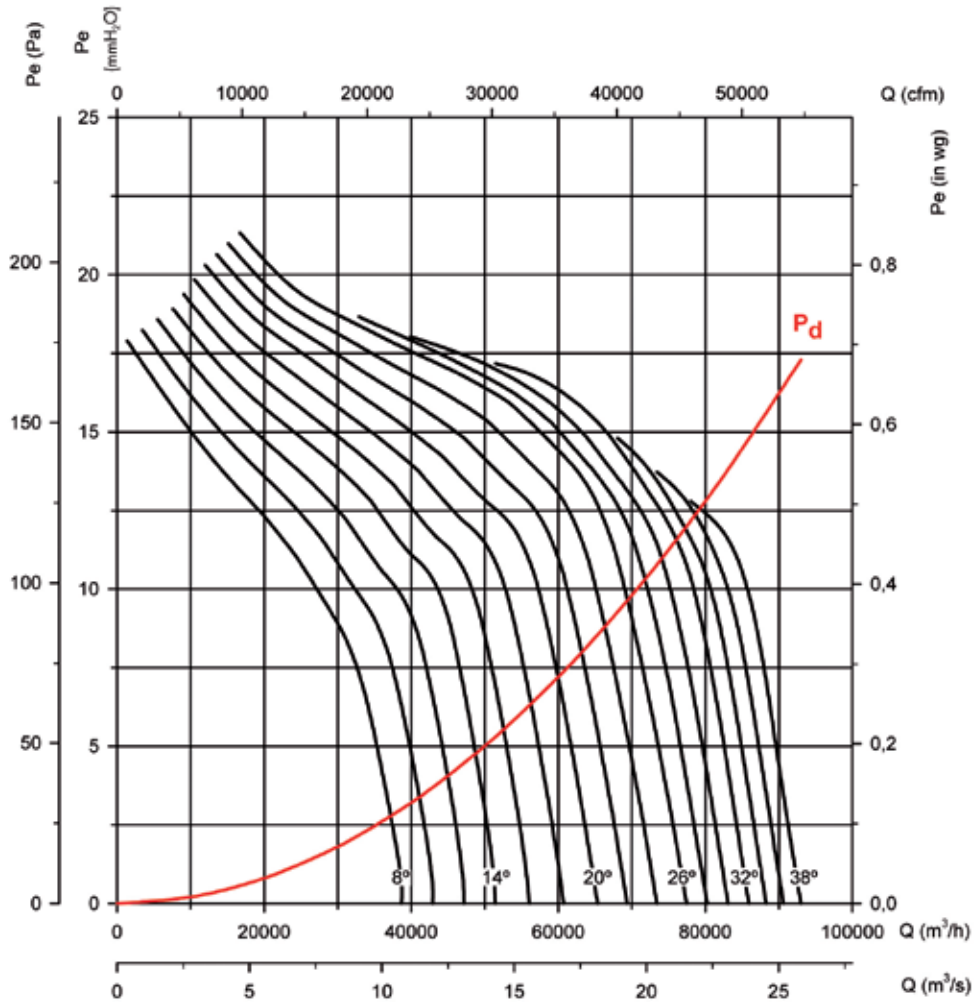
Characteristic curves

THT CJTHT/PLUS CJTHT CJTHT/DUPLEX/ATEX

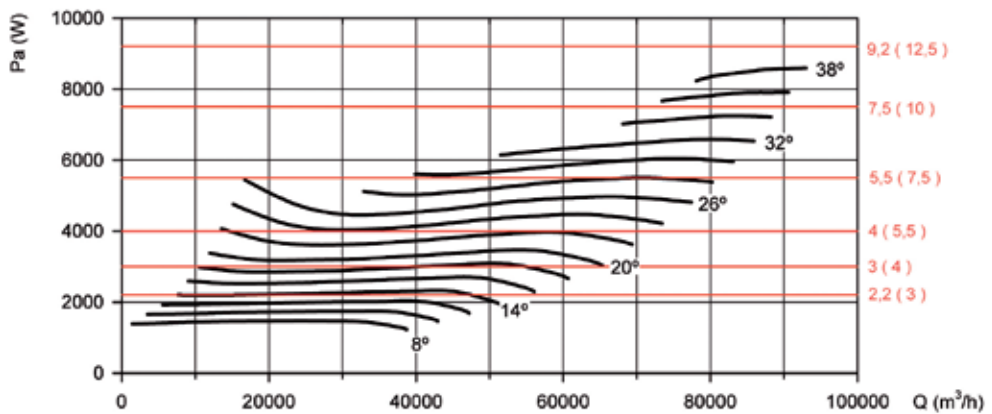
Q = Airflow in m³/h, m³/s and cfm.

Pe = Static pressure in mm.w.c., Pa and inwg.

Impeller diameter (cm): 140 Number of poles: 8 Number of blades: 3



Absorbed power Recommended motor power kW (CV)



Available features best efficiency point (BEP) at the end of the series.

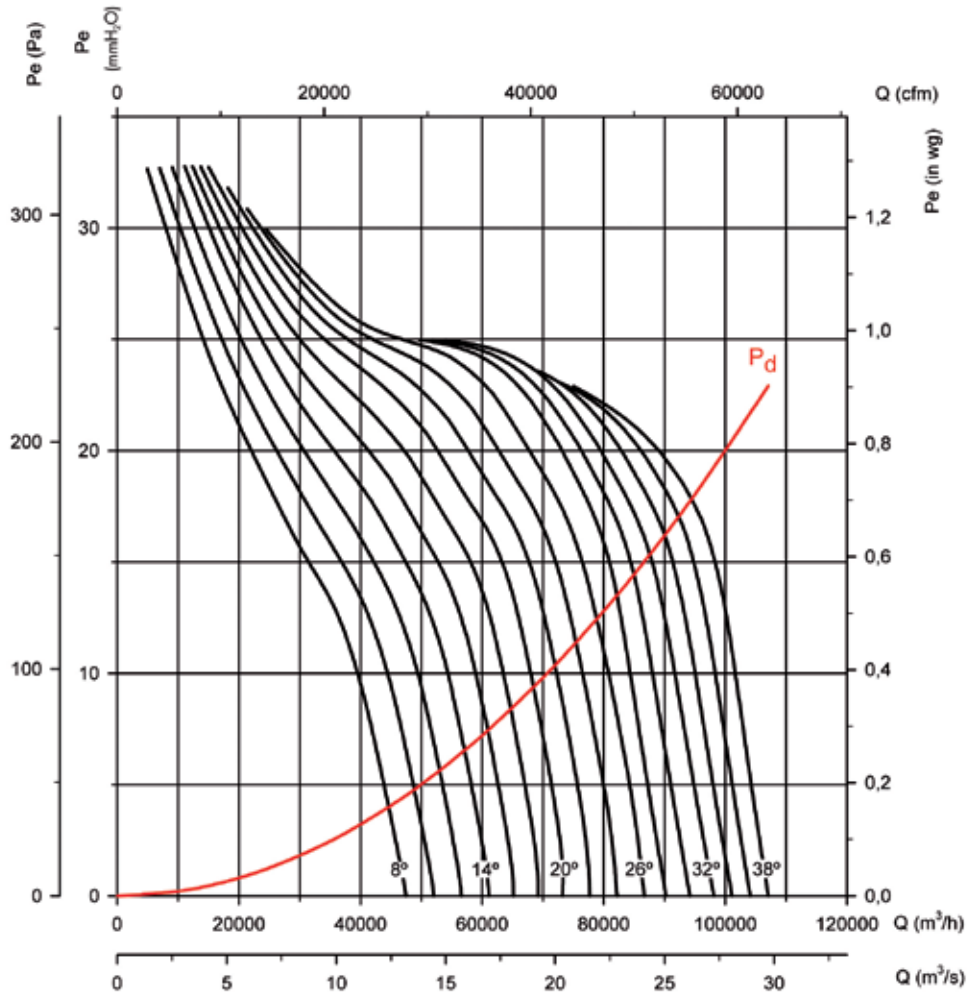
Characteristic curves

THT CJTHT/PLUS CJTHT CJTHT/DUPLEX/ATEX

Q = Airflow in m³/h, m³/s and cfm.

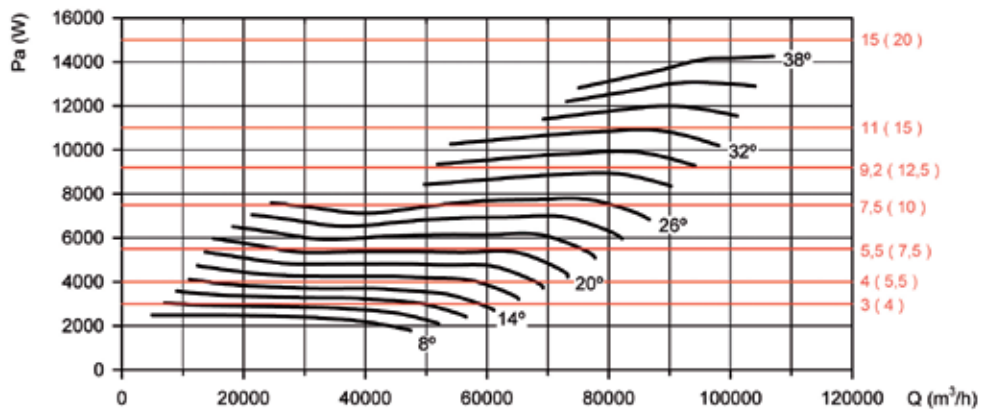
Pe = Static pressure in mm.w.c., Pa and inwg.

Impeller diameter (cm): 140 Number of poles: 8 Number of blades: 6



Absorbed power

Recommended motor power kW (CV)



Available features best efficiency point (BEP) at the end of the series.

THT CJTHT/PLUS CJTHT CJTHT/DUPLEX/ATEX

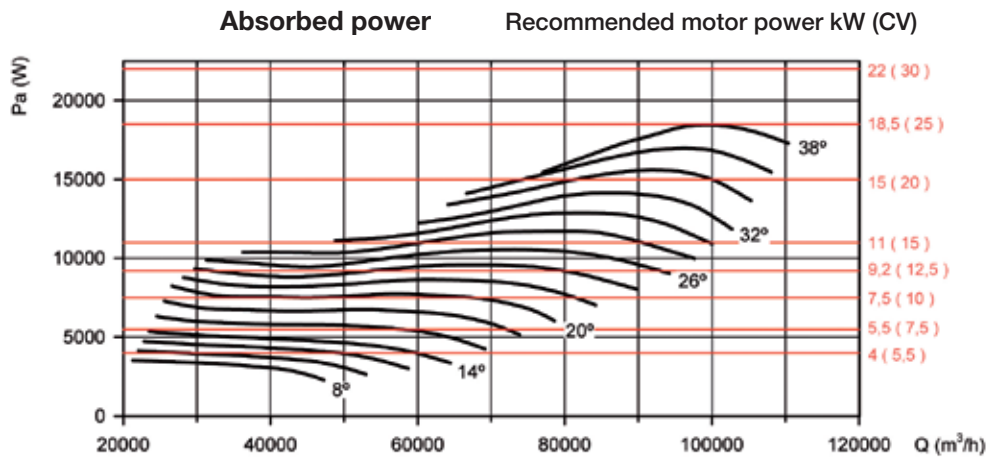
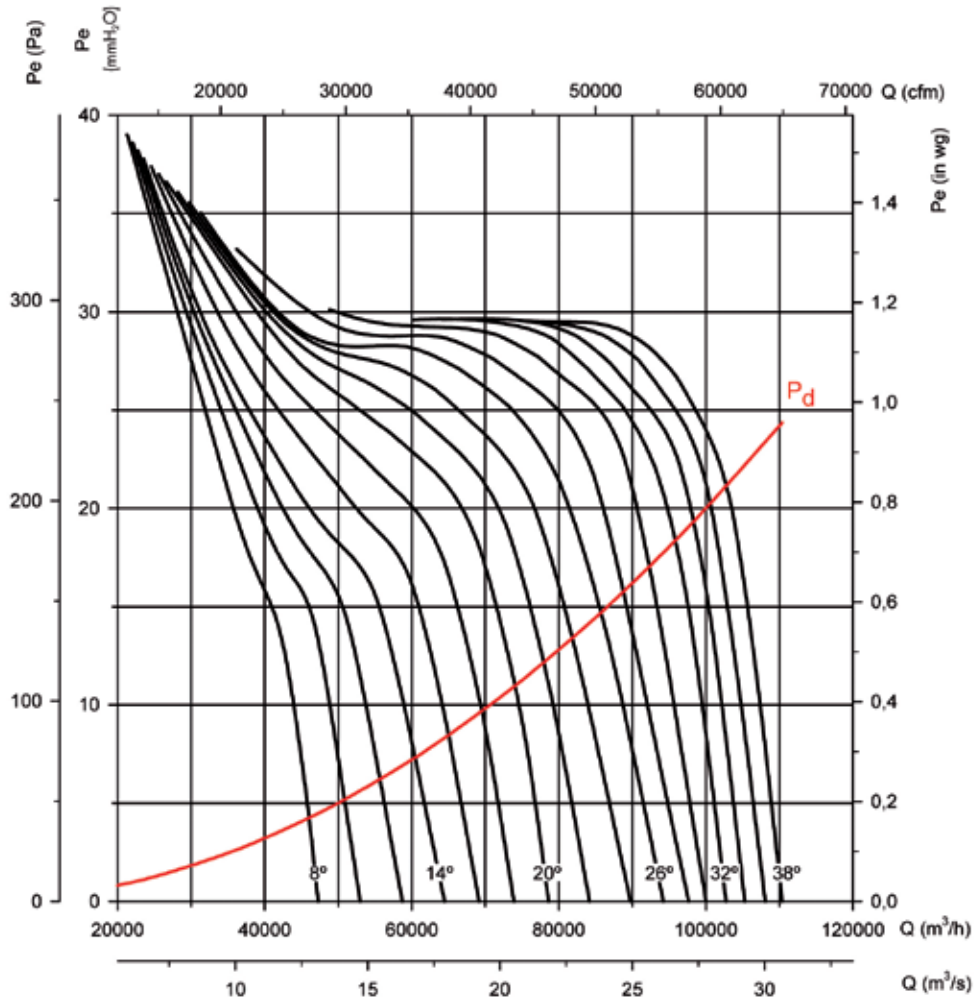
Characteristic curves

THT CJTHT/PLUS CJTHT CJTHT/DUPLEX/ATEX

Q = Airflow in m³/h, m³/s and cfm.

Pe = Static pressure in mm.w.c., Pa and inwg.

Impeller diameter (cm): 140 Number of poles: 8 Number of blades: 9



Available features best efficiency point (BEP) at the end of the series.

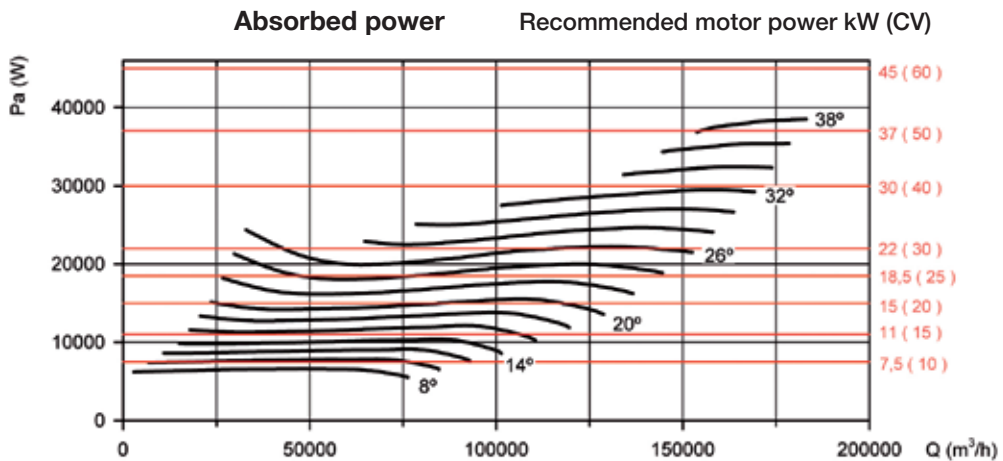
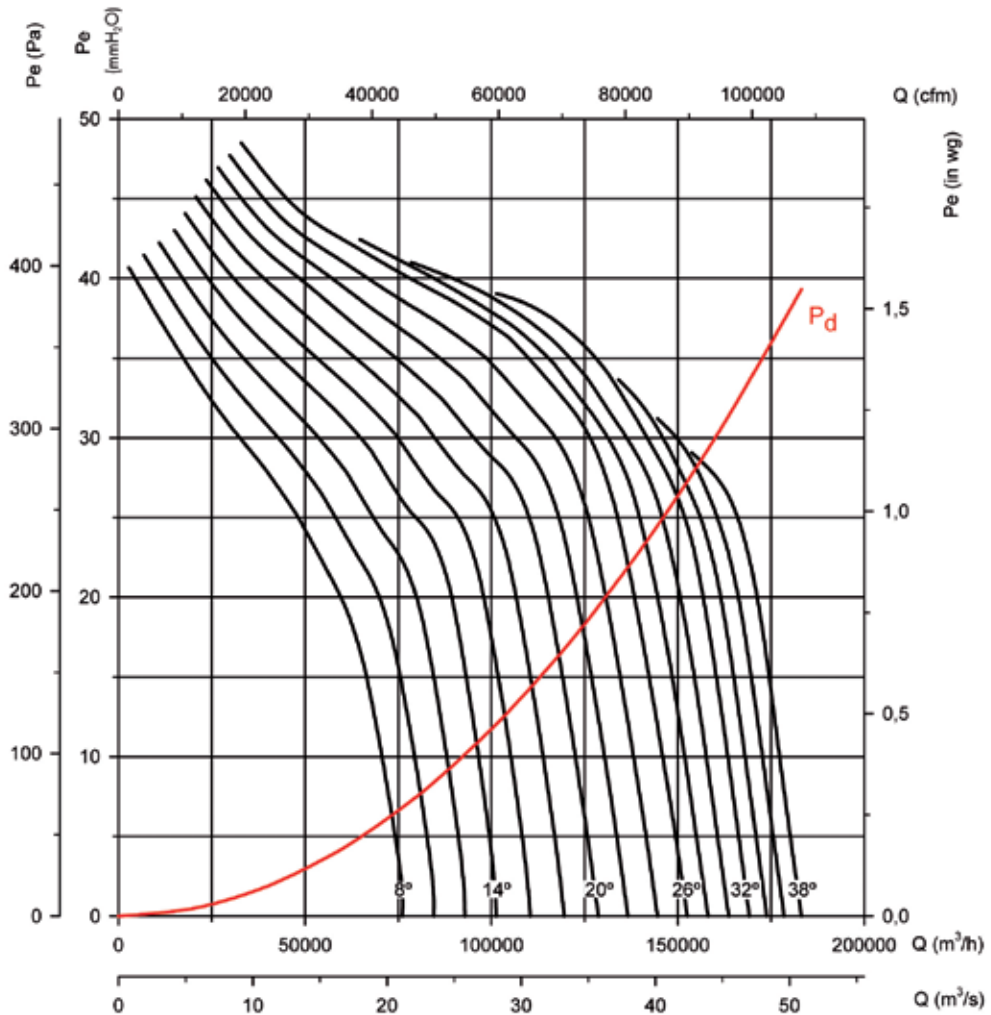
Characteristic curves

THT CJTHT/PLUS CJTHT CJTHT/DUPLEX/ATEX

Q = Airflow in m³/h, m³/s and cfm.

Pe = Static pressure in mm.w.c., Pa and inwg.

Impeller diameter (cm): 160 Number of poles: 6 Number of blades: 3



Available features best efficiency point (BEP) at the end of the series.

THT CJTHT/PLUS CJTHT CJTHT/DUPLEX/ATEX

Characteristic curves

THT

CJTHT/PLUS

CJTHT

CJTHT/DUPLEX/ATEX

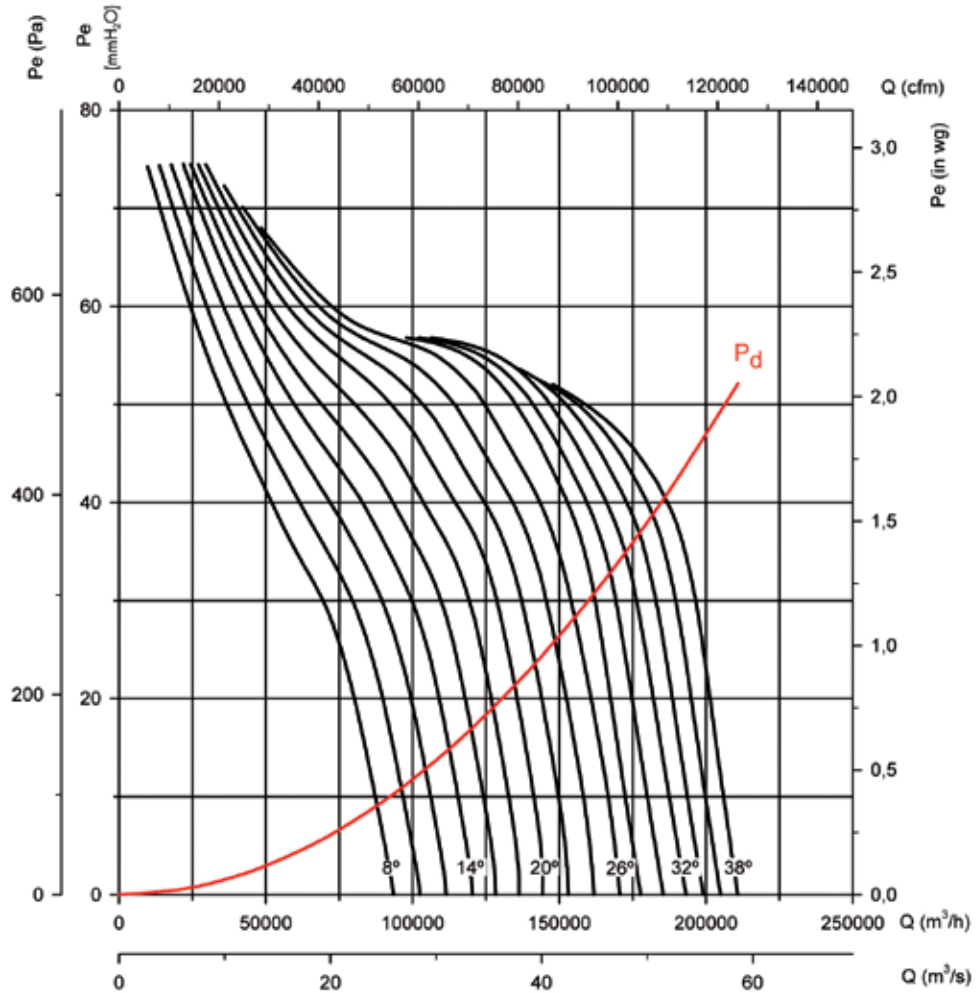
Q = Airflow in m³/h, m³/s and cfm.

Pe = Static pressure in mm.w.c., Pa and inwg.

Impeller diameter (cm): 160

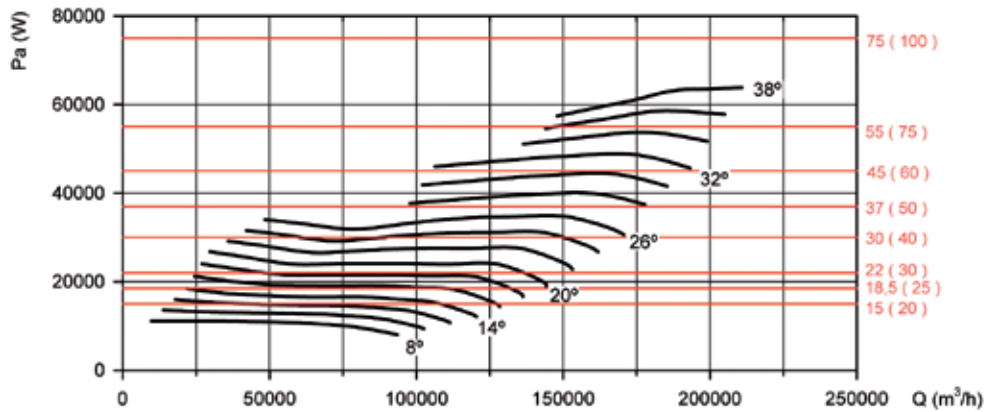
Number of poles: 6

Number of blades: 6



Absorbed power

Recommended motor power kW (CV)



Available features best efficiency point (BEP) at the end of the series.

Characteristic curves

THT

CJTHT/PLUS

CJTHT

CJTHT/DUPLEX/ATEX

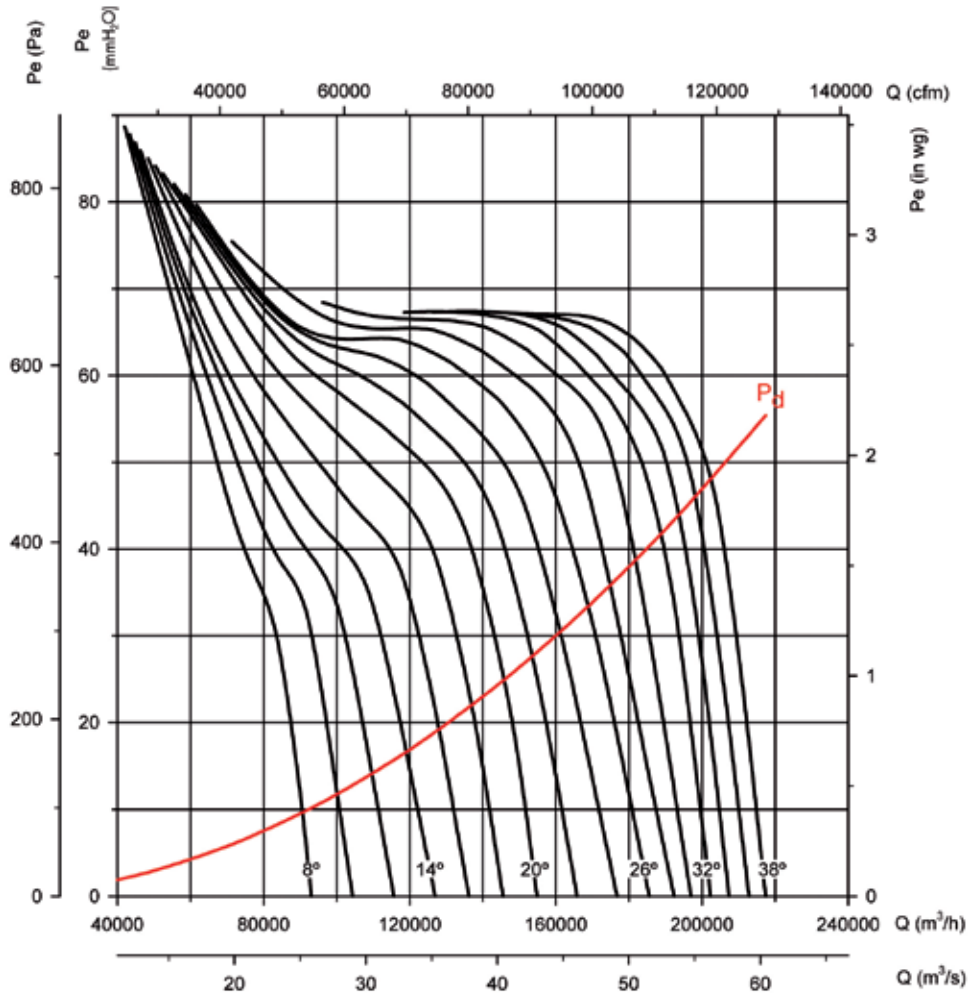
Q = Airflow in m³/h, m³/s and cfm.

Pe = Static pressure in mm.w.c., Pa and inwg.

Impeller diameter (cm): 160

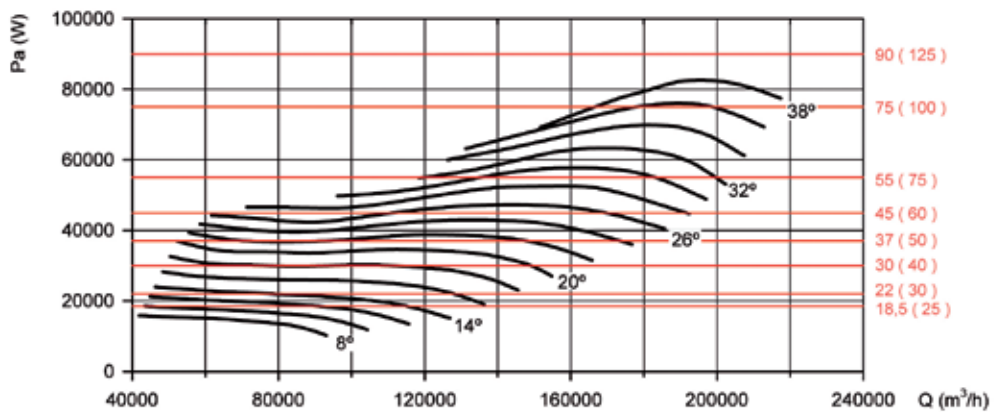
Number of poles: 6

Number of blades: 9



Absorbed power

Recommended motor power kW (CV)



Available features best efficiency point (BEP) at the end of the series.

THT CJTHT/PLUS CJTHT CJTHT/DUPLEX/ATEX

Characteristic curves

THT

CJTHT/PLUS

CJTHT

CJTHT/DUPLEX/ATEX

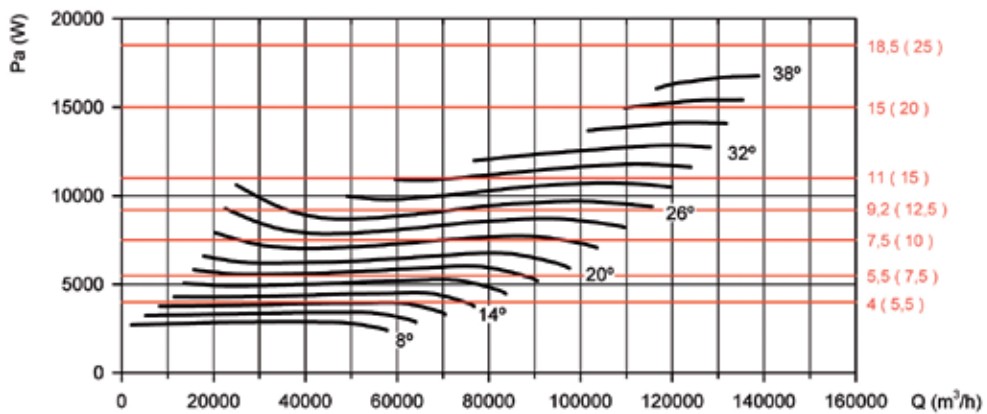
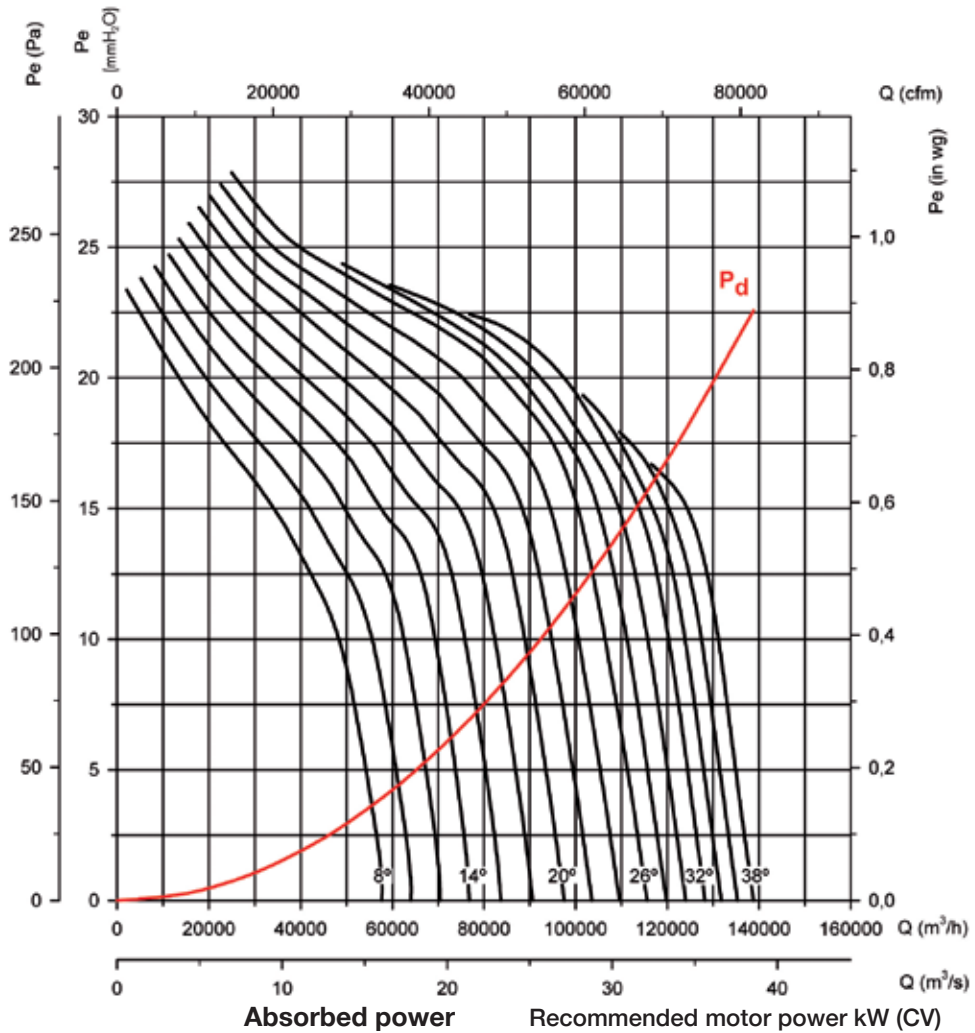
Q = Airflow in m³/h, m³/s and cfm.

Pe = Static pressure in mm.w.c., Pa and inwg.

Impeller diameter (cm): 160

Number of poles: 8

Number of blades: 3



Available features best efficiency point (BEP) at the end of the series.

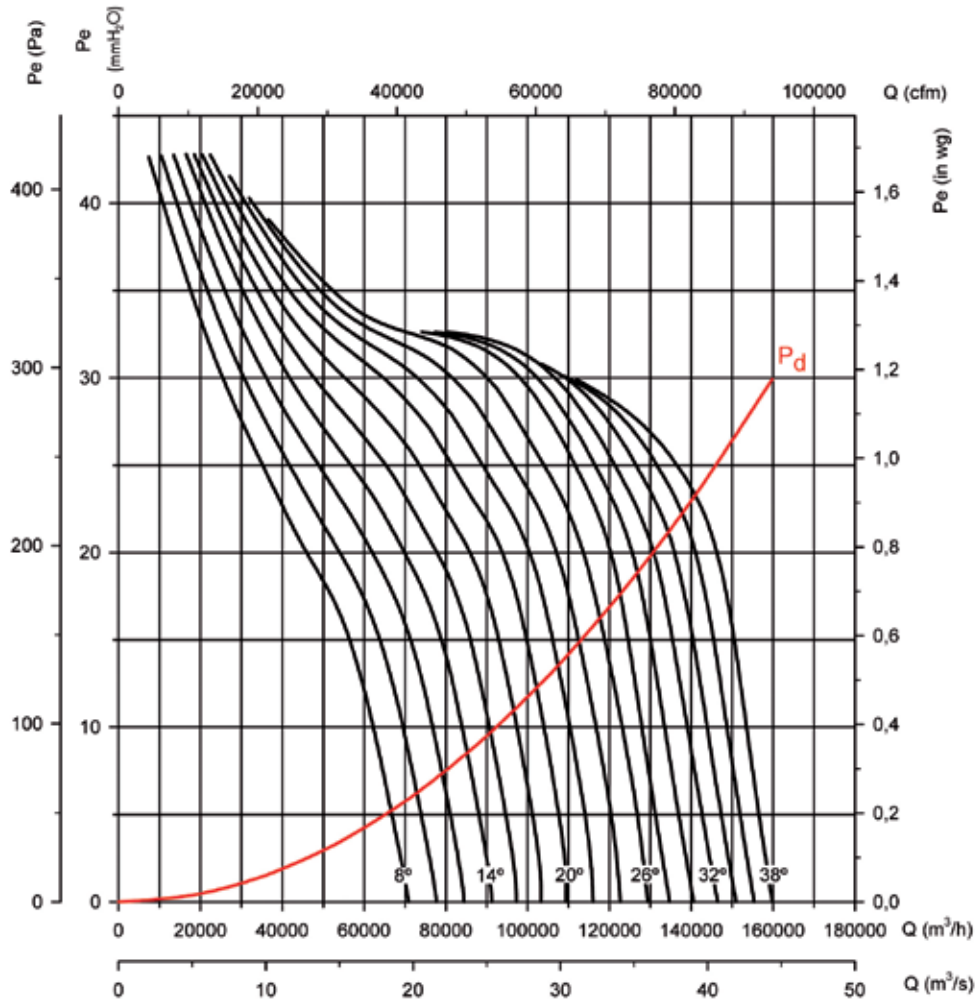
Characteristic curves

THT CJTHT/PLUS CJTHT CJTHT/DUPLEX/ATEX

Q = Airflow in m³/h, m³/s and cfm.

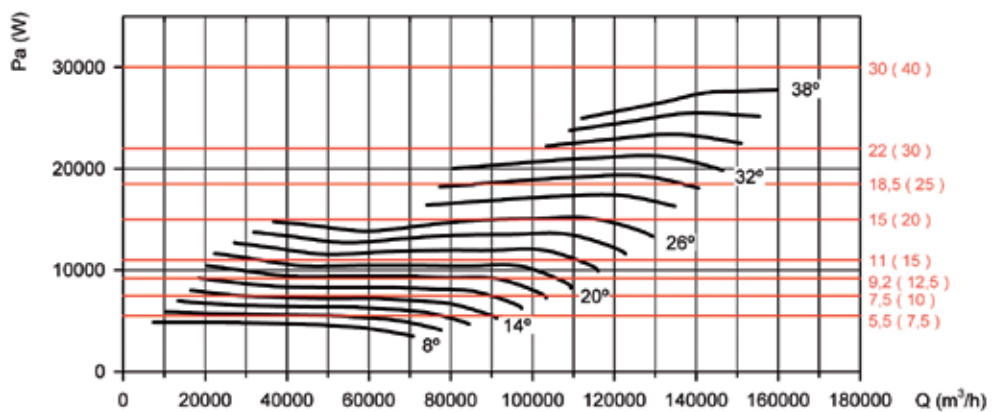
Pe = Static pressure in mm.w.c., Pa and inwg.

Impeller diameter (cm): 160 Number of poles: 8 Number of blades: 6



Absorbed power

Recommended motor power kW (CV)



Available features best efficiency point (BEP) at the end of the series.

THT CJTHT/PLUS CJTHT CJTHT/DUPLEX/ATEX

Characteristic curves

THT

CJTHT/PLUS

CJTHT

CJTHT/DUPLEX/ATEX

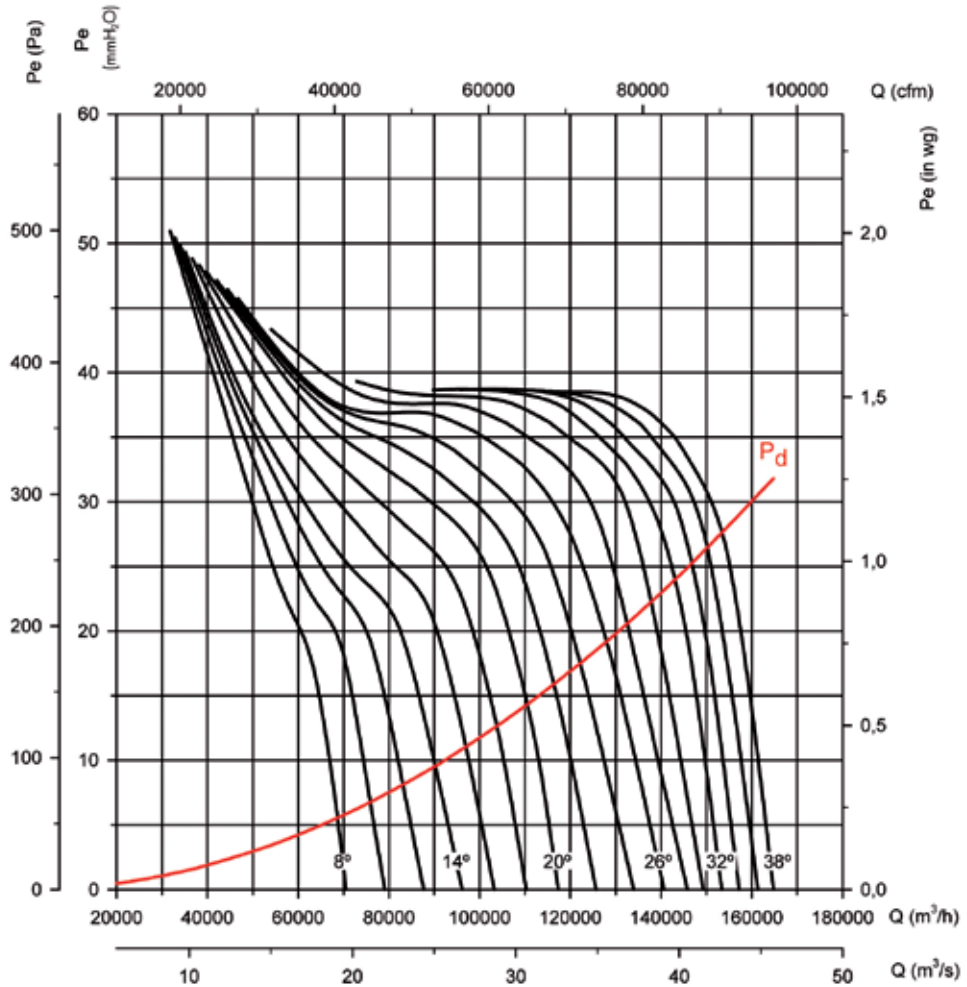
Q = Airflow in m³/h, m³/s and cfm.

Pe = Static pressure in mm.w.c., Pa and inwg.

Impeller diameter (cm): 160

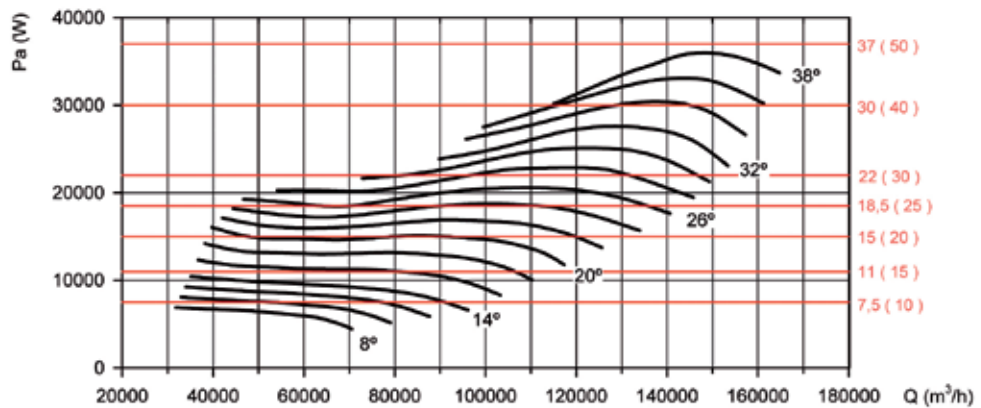
Number of poles: 8

Number of blades: 9



Absorbed power

Recommended motor power kW (CV)



Available features best efficiency point (BEP) at the end of the series.



Erp. BEP (best efficiency point) characteristics

α [°]	Angle of inclination of the blades in degrees	SR	Specific relationship
PN	Motor's nominal power in kW	η_e [%]	Efficiency
MC	Measurement category	N	Degree of efficiency
EC	Efficiency category	[kW]	Electrical power
S	Static	[m³/h]	Airflow
T	Total	[mmH₂O]	Static or total pressure (According to EC)
VSD	Variable-speed drive	[RPM]	Speed

THT-40-2T

α [°]	PN	MC	EC	VSD	SR	η_e [%]	N	[kW]	[m³/h]	[mmH₂O]	[RPM]
8	0.55	A	S	NO	1.00	62.6%	71.8	0.350	2568	31.36	2906
10	0.55	A	S	NO	1.00	52.2%	60.4	0.502	2900	33.16	2866
12	0.55	A	S	NO	1.00	47.1%	54.8	0.601	3889	26.74	2839
14	0.75	A	S	NO	1.00	43.7%	50.8	0.780	3142	39.89	2831
16	0.75	A	S	NO	1.00	40.1%	46.5	0.967	4420	32.19	2791
18	1.1	A	S	NO	1.00	38.8%	44.8	1.129	4772	33.70	2918
20	1.1	A	S	NO	1.00	36.4%	41.9	1.334	5180	34.43	2903
22	1.5	A	S	NO	1.00	35.0%	40.2	1.506	5517	35.04	2951
24	1.5	A	S	NO	1.00	33.3%	38.1	1.699	5784	35.89	2945
26	2.2	A	S	NO	1.00	33.1%	37.8	1.816	6197	35.64	2952
28	2.2	A	S	NO	1.00	31.0%	35.4	2.026	6675	34.58	2946
30	2.2	A	S	NO	1.00	29.1%	33.3	2.228	7045	33.87	2941
32	2.2	B	T	NO	1.00	44.1%	48.1	2.318	8257	45.45	2939

THT-40-4T

α [°]	PN	MC	EC	VSD	SR	η_e [%]	N	[kW]	[m³/h]	[mmH₂O]	[RPM]
8	0.55	A	S	-	-	-	-	0.042	1284	7.84	1495
10	0.55	A	S	-	-	-	-	0.061	1339	9.01	1493
12	0.55	A	S	-	-	-	-	0.079	1425	9.60	1491
14	0.55	A	S	-	-	-	-	0.097	1571	9.97	1489
16	0.55	A	S	-	-	-	-	0.120	2210	8.05	1486
18	0.55	A	S	NO	1.00	38.0%	49.6	0.144	2386	8.43	1484
20	0.55	A	S	NO	1.00	36.1%	47.3	0.169	2564	8.71	1481
22	0.55	A	S	NO	1.00	33.5%	44.3	0.196	2758	8.76	1478
24	0.55	A	S	NO	1.00	32.3%	42.8	0.218	2939	8.80	1475
26	0.55	A	S	NO	1.00	31.0%	41.3	0.242	3099	8.91	1473
28	0.55	A	S	NO	1.00	29.1%	39.0	0.270	3337	8.65	1469
30	0.55	A	S	NO	1.00	27.3%	37.0	0.297	3522	8.47	1466
32	0.55	B	T	NO	1.00	41.3%	50.9	0.309	4129	11.36	1465

THT-40-6T

α [°]	PN	MC	EC	VSD	SR	η_e [%]	N	[kW]	[m³/h]	[mmH₂O]	[RPM]
8	0.55	A	S	-	-	-	-	0.012	841	3.37	999
10	0.55	A	S	-	-	-	-	0.018	877	3.87	999
12	0.55	A	S	-	-	-	-	0.023	934	4.12	998
14	0.55	A	S	-	-	-	-	0.028	1029	4.28	998
16	0.55	A	S	-	-	-	-	0.035	1448	3.45	997
18	0.55	A	S	-	-	-	-	0.042	1563	3.62	997
20	0.55	A	S	-	-	-	-	0.049	1680	3.74	996
22	0.55	A	S	-	-	-	-	0.057	1807	3.76	995
24	0.55	A	S	-	-	-	-	0.064	1895	3.85	995
26	0.55	A	S	-	-	-	-	0.071	1987	3.92	994
28	0.55	A	S	-	-	-	-	0.078	2186	3.71	994
30	0.55	A	S	-	-	-	-	0.086	2308	3.63	993
32	0.55	B	T	-	-	-	-	0.094	2422	3.61	992

THT CJTHT/PLUS CJTHT CJTHT/DUPLEX/ATEX

THT-45-2T

α [°]	PN	MC	EC	VSD	SR	ηe [%]	N	[kW]	[m³/h]	[mmH₂O]	[RPM]
8	0.55	A	S	NO	1.00	53.7%	61.1	0.689	4682	29.06	2816
10	0.75	A	S	NO	1.00	45.6%	52.1	0.938	4676	33.60	2797
12	1.1	A	S	NO	1.00	41.7%	47.7	1.131	5445	31.82	2918
14	1.1	A	S	NO	1.00	39.4%	44.9	1.347	6350	30.67	2902
16	1.5	A	S	NO	1.00	38.0%	43.1	1.593	6802	32.70	2948
18	2.2	A	S	NO	1.00	37.4%	42.0	1.822	7270	34.40	2952
20	2.2	A	S	NO	1.00	36.8%	41.0	2.112	7694	37.06	2944
22	2.2	A	S	NO	1.01	37.5%	41.4	2.417	8144	40.86	2936
24	3	A	S	NO	1.01	37.6%	41.3	2.682	8424	44.02	2939
26	3	A	S	NO	1.01	36.0%	39.4	2.968	8872	44.28	2933
28	3	A	S	NO	1.01	31.7%	34.8	3.334	9370	41.49	2925
30	4	B	T	NO	1.00	44.3%	47.2	3.571	11649	49.90	2946

THT-45-4T

α [°]	PN	MC	EC	VSD	SR	ηe [%]	N	[kW]	[m³/h]	[mmH₂O]	[RPM]
8	0.55	A	S	-	-	-	-	0.083	2341	7.26	1491
10	0.55	A	S	-	-	-	-	0.116	2338	8.40	1487
12	0.55	A	S	NO	1.00	40.9%	52.5	0.144	2742	7.89	1484
14	0.55	A	S	NO	1.00	38.6%	49.7	0.172	3175	7.67	1480
16	0.55	A	S	NO	1.00	36.5%	47.1	0.207	3401	8.17	1476
18	0.55	A	S	NO	1.00	35.0%	45.2	0.243	3635	8.60	1472
20	0.55	A	S	NO	1.00	34.9%	44.7	0.281	3947	9.14	1468
22	0.55	A	S	NO	1.00	34.4%	43.9	0.319	4027	10.01	1464
24	0.55	A	S	NO	1.00	34.2%	43.3	0.364	4316	10.59	1459
26	0.55	A	S	NO	1.00	33.8%	42.6	0.403	4312	11.62	1454
28	0.55	A	S	NO	1.00	29.3%	37.8	0.452	4685	10.37	1449
30	0.55	B	T	NO	1.00	40.3%	48.6	0.491	5825	12.48	1444
32	0.55	B	T	NO	1.00	39.0%	47.1	0.531	6243	12.19	1440
34	0.55	B	T	NO	1.00	38.8%	46.7	0.574	6470	12.66	1435
36	0.55	B	T	NO	1.00	38.5%	46.2	0.618	6694	13.06	1430
38	0.55	B	T	NO	1.00	38.2%	45.6	0.661	6877	13.48	1425

THT-45-6T

α [°]	PN	MC	EC	VSD	SR	ηe [%]	N	[kW]	[m³/h]	[mmH₂O]	[RPM]
8	0.55	A	S	-	-	-	-	0.024	1534	3.12	998
10	0.55	A	S	-	-	-	-	0.034	1532	3.61	997
12	0.55	A	S	-	-	-	-	0.042	1797	3.39	997
14	0.55	A	S	-	-	-	-	0.050	2080	3.29	996
16	0.55	A	S	-	-	-	-	0.060	2228	3.51	995
18	0.55	A	S	-	-	-	-	0.070	2382	3.69	994
20	0.55	A	S	-	-	-	-	0.081	2586	3.92	993
22	0.55	A	S	-	-	-	-	0.092	2644	4.41	992
24	0.55	A	S	-	-	-	-	0.105	2760	4.72	991
26	0.55	A	S	-	-	-	-	0.116	2826	4.97	990
28	0.55	A	S	NO	1.00	28.5%	40.4	0.131	3069	4.45	989
30	0.55	B	T	NO	1.00	39.2%	50.9	0.142	3816	5.36	988
32	0.55	B	T	NO	1.00	37.9%	49.4	0.154	4090	5.23	987
34	0.55	B	T	NO	1.00	37.8%	49.0	0.166	4239	5.43	986
36	0.55	B	T	NO	1.00	37.5%	48.5	0.179	4386	5.60	985
38	0.55	B	T	NO	1.00	37.1%	48.0	0.191	4506	5.79	984

THT-50-2T

α [°]	PN	MC	EC	VSD	SR	ηe [%]	N	[kW]	[m³/h]	[mmH₂O]	[RPM]
8	2.2	A	S	NO	1.00	40.3%	45.0	1.823	6883	39.24	2952
10	2.2	A	S	NO	1.00	38.0%	42.1	2.221	7275	42.60	2941
12	2.2	A	S	NO	1.00	36.8%	40.6	2.577	8011	43.55	2932
14	3	A	S	NO	1.01	36.5%	39.9	2.890	8704	44.52	2935
16	3	A	S	NO	1.01	34.4%	37.4	3.386	9218	46.38	2924
18	4	A	S	NO	1.01	33.2%	35.9	3.816	9715	47.89	2943
20	4	A	S	NO	1.01	31.7%	34.0	4.297	9906	50.43	2935
22	4	A	S	NO	1.01	30.7%	32.8	4.615	9091	57.23	2931
24	5.5	B	T	NO	1.00	44.1%	46.0	5.040	15830	51.58	2928
26	5.5	B	T	NO	1.01	44.7%	46.3	5.508	16933	53.40	2922
28	5.5	B	T	NO	1.01	43.7%	45.0	6.251	18159	55.30	2911
30	7.5	B	T	NO	1.01	44.2%	45.2	6.938	19309	58.31	2959
32	7.5	B	T	NO	1.01	44.3%	45.0	7.696	20591	60.82	2955

**Erp. BEP (best efficiency point) characteristics****THT-50-4T**

α [°]	PN	MC	EC	VSD	SR	ηe [%]	N	[kW]	[m³/h]	[mmH₂O]	[RPM]
8	0.55	A	S	NO	1.00	37.8%	48.0	0.243	3441	9.81	1472
10	0.55	A	S	NO	1.00	35.6%	45.3	0.296	3638	10.65	1466
12	0.55	A	S	NO	1.00	34.6%	43.8	0.344	4006	10.89	1461
14	0.55	A	S	NO	1.00	33.7%	42.6	0.392	4352	11.13	1456
16	0.55	A	S	NO	1.00	31.7%	40.2	0.459	4609	11.60	1448
18	0.55	A	S	NO	1.00	30.2%	38.3	0.525	4858	11.97	1440
20	0.55	A	S	NO	1.00	28.8%	36.6	0.591	4953	12.61	1433
22	0.55	A	S	NO	1.00	27.9%	35.5	0.634	4545	14.31	1428
24	0.55	B	T	NO	1.00	39.5%	46.8	0.703	7915	12.90	1420
26	0.75	B	T	NO	1.00	40.9%	48.0	0.753	8466	13.35	1444
28	0.75	B	T	NO	1.00	40.0%	46.8	0.854	9080	13.83	1437
30	1.1	B	T	NO	1.00	40.8%	47.3	0.939	9654	14.58	1458
32	1.1	B	T	NO	1.00	40.9%	47.1	1.041	10296	15.21	1454
34	1.1	B	T	NO	1.00	40.8%	46.8	1.161	11232	15.50	1448
36	1.1	B	T	NO	1.00	40.6%	46.2	1.302	11647	16.67	1442
38	1.5	B	T	NO	1.00	41.2%	46.6	1.420	12048	17.84	1453

THT-50-6T

α [°]	PN	MC	EC	VSD	SR	ηe [%]	N	[kW]	[m³/h]	[mmH₂O]	[RPM]
8	0.55	A	S	-	-	-	-	0.070	2255	4.21	994
10	0.55	A	S	-	-	-	-	0.086	2383	4.57	993
12	0.55	A	S	-	-	-	-	0.099	2624	4.67	992
14	0.55	A	S	-	-	-	-	0.113	2851	4.78	991
16	0.55	A	S	NO	1.00	30.8%	42.7	0.133	3020	4.98	989
18	0.55	A	S	NO	1.00	29.4%	40.9	0.152	3183	5.14	987
20	0.55	A	S	NO	1.00	28.0%	39.2	0.171	3245	5.41	986
22	0.55	A	S	NO	1.00	27.1%	38.1	0.183	2978	6.14	985
24	0.55	B	T	NO	1.00	38.5%	49.2	0.203	5186	5.54	983
26	0.55	B	T	NO	1.00	39.0%	49.4	0.222	5547	5.73	982
28	0.55	B	T	NO	1.00	38.1%	48.2	0.252	5949	5.93	979
30	0.55	B	T	NO	1.00	38.0%	47.8	0.283	6325	6.26	977
32	0.55	B	T	NO	1.00	38.1%	47.6	0.314	6745	6.53	974
34	0.55	B	T	NO	1.00	38.1%	47.3	0.350	7359	6.65	971
36	0.55	B	T	NO	1.00	37.8%	46.7	0.393	7631	7.16	967
38	0.55	B	T	NO	1.00	37.8%	46.4	0.436	7894	7.66	964

THT-56-2T

α [°]	PN	MC	EC	VSD	SR	ηe [%]	N	[kW]	[m³/h]	[mmH₂O]	[RPM]
8	2.2	A	S	NO	1.00	58.8%	63.2	1.998	9846	43.83	2947
10	2.2	A	S	NO	1.01	53.7%	57.5	2.516	10679	46.48	2933
12	3	A	S	NO	1.01	50.4%	53.7	3.075	11114	51.27	2931
14	4	A	S	NO	1.01	49.1%	51.9	3.547	11978	53.38	2947
16	4	A	S	NO	1.01	45.3%	47.7	4.212	12896	54.34	2937
18	5.5	A	S	NO	1.01	43.0%	45.0	4.831	14184	53.78	2931
20	5.5	A	S	NO	1.01	42.8%	44.4	5.527	14979	57.97	2921
22	5.5	A	S	NO	1.01	40.7%	42.1	6.123	15917	57.53	2913
24	7.5	A	S	NO	1.01	39.0%	40.1	6.641	16159	58.84	2961
26	7.5	A	S	NO	1.01	38.6%	39.5	7.220	16918	60.47	2958
28	7.5	B	T	NO	1.01	54.7%	55.3	8.171	22277	73.70	2952
30	11	B	T	NO	1.01	52.8%	53.1	9.148	23259	76.30	2952
32	11	B	T	NO	1.01	51.1%	51.1	10.225	24598	77.96	2946
34	11	B	T	NO	1.01	49.8%	49.8	11.302	25738	80.28	2940
36	15	B	T	NO	1.01	49.9%	49.8	12.244	27684	81.05	2971
38	15	B	T	NO	1.01	49.4%	49.3	13.318	28598	84.53	2968
40	15	B	T	NO	1.01	47.2%	47.0	14.400	29153	85.69	2965
42	15	B	T	NO	1.01	45.7%	45.4	15.620	30493	85.95	2962

THT CJTHT/PLUS CJTHT CJTHT/DUPLEX/ATEX



Erp. BEP (best efficiency point) characteristics

THT-56-4T

α [°]	PN	MC	EC	VSD	SR	ηe [%]	N	[kW]	[m³/h]	[mmH₂O]	[RPM]
8	0.55	A	S	NO	1.00	55.1%	65.1	0.266	4923	10.96	1470
10	0.55	A	S	NO	1.00	50.4%	59.7	0.335	5339	11.62	1462
12	0.55	A	S	NO	1.00	46.5%	55.2	0.417	5557	12.82	1453
14	0.55	A	S	NO	1.00	44.6%	52.9	0.488	5989	13.35	1445
16	0.55	A	S	NO	1.00	41.2%	49.0	0.579	6448	13.58	1434
18	0.55	A	S	NO	1.00	38.5%	45.9	0.674	7092	13.45	1424
20	0.75	A	S	NO	1.00	39.1%	46.2	0.755	7489	14.49	1444
22	0.75	A	S	NO	1.00	37.2%	44.1	0.837	7959	14.38	1438
24	0.75	A	S	NO	1.00	35.2%	41.8	0.919	8079	14.71	1432
26	1.1	A	S	NO	1.00	35.6%	42.0	0.977	8459	15.12	1457
28	1.1	B	T	NO	1.00	50.5%	56.6	1.106	11138	18.42	1451
30	1.1	B	T	NO	1.00	48.1%	53.8	1.255	11629	19.08	1444
32	1.5	B	T	NO	1.00	47.3%	52.7	1.380	12299	19.49	1454
34	1.5	B	T	NO	1.00	46.1%	51.3	1.525	12869	20.07	1450
36	1.5	B	T	NO	1.00	45.6%	50.5	1.670	13581	20.60	1445
38	2.2	B	T	NO	1.00	45.9%	50.7	1.780	14043	21.38	1456
40	2.2	B	T	NO	1.00	44.1%	48.7	1.926	14576	21.42	1452
42	2.2	B	T	NO	1.00	42.7%	47.0	2.089	15246	21.49	1448
44	2.2	B	T	NO	1.00	42.0%	46.0	2.308	16393	21.70	1442

THT-56-6T

α [°]	PN	MC	EC	VSD	SR	ηe [%]	N	[kW]	[m³/h]	[mmH₂O]	[RPM]
8	0.55	A	S	-	-	-	-	0.077	3225	4.70	994
10	0.55	A	S	-	-	-	-	0.097	3498	4.99	992
12	0.55	A	S	-	-	-	-	0.121	3641	5.50	990
14	0.55	A	S	NO	1.00	43.4%	55.1	0.141	3924	5.73	988
16	0.55	A	S	NO	1.00	40.1%	51.3	0.167	4225	5.83	986
18	0.55	A	S	NO	1.00	37.5%	48.3	0.195	4646	5.77	984
20	0.55	A	S	NO	1.00	37.3%	47.7	0.223	4907	6.22	982
22	0.55	A	S	NO	1.00	35.5%	45.7	0.247	5214	6.17	980
24	0.55	A	S	NO	1.00	33.6%	43.5	0.271	5293	6.31	978
26	0.55	A	S	NO	1.00	33.2%	42.9	0.295	5542	6.49	976
28	0.55	B	T	NO	1.00	47.1%	56.4	0.334	7298	7.91	972
30	0.55	B	T	NO	1.00	44.8%	53.8	0.379	7619	8.19	969
32	0.55	B	T	NO	1.00	43.4%	52.0	0.423	8058	8.37	965
34	0.55	B	T	NO	1.00	42.3%	50.7	0.468	8431	8.61	961
36	0.55	B	T	NO	1.00	41.9%	50.1	0.512	9069	8.70	958
38	0.55	B	T	NO	1.00	41.5%	49.5	0.557	9368	9.07	954
40	0.55	B	T	NO	1.00	39.7%	47.4	0.602	9550	9.20	950
42	0.55	B	T	NO	1.00	38.4%	45.9	0.653	9989	9.22	946
44	0.55	B	T	NO	1.00	37.8%	45.0	0.721	10740	9.32	940

THT-63-2T

α [°]	PN	MC	EC	VSD	SR	ηe [%]	N	[kW]	[m³/h]	[mmH₂O]	[RPM]
8	4	C	S	NO	1.01	48.2%	50.3	4.647	13801	59.58	2930
10	5.5	C	S	NO	1.01	47.7%	49.5	5.240	15062	60.95	2925
12	5.5	C	S	NO	1.01	47.0%	48.4	5.900	16392	62.10	2916
14	7.5	C	S	NO	1.01	47.2%	48.4	6.481	17777	63.16	2962
16	7.5	C	S	NO	1.01	46.3%	47.2	7.270	19115	64.69	2957
18	7.5	C	S	NO	1.01	47.0%	47.6	8.043	19736	70.39	2953
20	11	C	S	NO	1.01	47.9%	48.3	8.699	20827	73.50	2954
22	11	C	S	NO	1.01	44.4%	44.5	10.183	22211	74.82	2946
24	11	C	S	NO	1.01	41.3%	41.3	11.648	23509	75.23	2938
26	15	C	S	NO	1.01	39.1%	39.0	13.056	24775	75.68	2969
28	15	B	T	NO	1.01	59.9%	59.7	14.890	35881	91.36	2964
30	18.5	B	T	NO	1.01	58.8%	58.5	16.674	37937	94.99	2951
32	18.5	B	T	NO	1.01	58.0%	57.6	18.487	40069	98.35	2946
34	18.5	B	T	NO	1.01	57.6%	57.2	19.943	44238	95.40	2941
36	22	B	T	NO	1.01	57.8%	57.3	21.625	45504	100.94	2955
38	22	B	T	NO	1.01	58.2%	57.7	23.397	46829	106.91	2951


Erp. BEP (best efficiency point) characteristics
THT-63-4T

α [°]	PN	MC	EC	VSD	SR	η _e [%]	N	[kW]	[m³/h]	[mmH ₂ O]	[RPM]
8	0.55	C	S	NO	1.00	49.4%	57.1	0.605	7675	14.31	1431
10	0.75	C	S	NO	1.00	48.9%	56.2	0.695	7963	15.67	1448
12	0.75	C	S	NO	1.00	50.0%	57.0	0.781	8606	16.66	1442
14	0.75	C	S	NO	1.00	49.8%	56.5	0.868	9291	17.07	1436
16	1.1	C	S	NO	1.00	48.2%	54.6	0.966	9692	17.64	1457
18	1.1	C	S	NO	1.00	48.0%	54.1	1.078	10219	18.59	1452
20	1.1	C	S	NO	1.00	47.9%	53.7	1.193	10625	19.76	1447
22	1.5	C	S	NO	1.00	45.0%	50.5	1.360	11327	19.86	1455
24	1.5	C	S	NO	1.00	42.3%	47.4	1.551	12026	20.03	1449
26	1.5	C	S	NO	1.00	40.3%	45.1	1.748	12561	20.60	1442
28	2.2	B	T	NO	1.00	64.2%	68.7	1.953	18581	24.78	1451
30	2.2	B	T	NO	1.00	62.7%	66.9	2.201	19481	26.02	1445
32	2.2	B	T	NO	1.00	61.9%	65.8	2.447	20324	27.38	1439
34	3	B	T	NO	1.00	61.8%	65.5	2.610	21482	27.57	1448
36	3	B	T	NO	1.00	61.7%	65.2	2.810	22995	27.71	1444
38	3	B	T	NO	1.00	62.6%	65.9	3.020	24239	28.64	1440

THT-63-6T

α [°]	PN	MC	EC	VSD	SR	η _e [%]	N	[kW]	[m³/h]	[mmH ₂ O]	[RPM]
8	0.55	C	S	NO	1.00	48.1%	59.2	0.175	5028	6.14	986
10	0.55	C	S	NO	1.00	46.6%	57.3	0.205	5217	6.73	983
12	0.55	C	S	NO	1.00	47.6%	58.0	0.231	5639	7.15	981
14	0.55	C	S	NO	1.00	47.4%	57.5	0.256	6087	7.33	979
16	0.55	C	S	NO	1.00	44.9%	54.6	0.291	6350	7.57	976
18	0.55	C	S	NO	1.00	44.7%	54.1	0.325	6695	7.98	973
20	0.55	C	S	NO	1.00	44.6%	53.8	0.360	6961	8.48	970
22	0.55	C	S	NO	1.00	41.3%	50.0	0.417	7421	8.53	965
24	0.55	C	S	NO	1.00	38.8%	47.1	0.476	7879	8.60	961
26	0.55	C	S	NO	1.00	36.9%	45.0	0.536	8230	8.84	956
28	0.55	B	T	NO	1.00	57.7%	65.4	0.611	12174	10.64	949
30	0.55	B	T	NO	1.00	56.4%	63.7	0.688	12764	11.17	943
32	0.75	B	T	NO	1.00	57.3%	64.5	0.743	13316	11.75	954
34	0.75	B	T	NO	1.00	56.4%	63.3	0.804	14075	11.84	950
36	0.75	B	T	NO	1.00	56.4%	63.1	0.865	15066	11.90	946
38	0.75	B	T	NO	1.00	57.1%	63.7	0.930	15880	12.29	942

THT-71-4T

α [°]	PN	MC	EC	VSD	SR	η _e [%]	N	[kW]	[m³/h]	[mmH ₂ O]	[RPM]
8	1.1	C	S	NO	1.00	50.2%	56.5	0.999	10244	17.99	1456
10	1.1	C	S	NO	1.00	48.7%	54.5	1.172	11274	18.59	1448
12	1.1	C	S	NO	1.00	47.9%	53.4	1.346	12330	19.20	1440
14	1.5	C	S	NO	1.00	48.4%	53.6	1.495	13405	19.83	1450
16	1.5	C	S	NO	1.00	45.8%	50.6	1.717	14522	19.88	1443
18	2.2	C	S	NO	1.00	45.2%	49.8	1.906	15360	20.62	1452
20	2.2	C	S	NO	1.00	44.8%	49.1	2.168	16397	21.78	1446
22	2.2	C	S	NO	1.00	42.8%	46.8	2.369	17056	21.84	1441
24	2.2	C	S	NO	1.00	42.2%	45.9	2.566	17819	22.30	1436
26	3	C	S	NO	1.00	42.1%	45.6	2.734	18933	22.31	1445
28	3	C	S	NO	1.00	40.7%	44.0	2.976	19369	22.96	1441
30	3	C	S	NO	1.00	38.7%	41.8	3.225	19849	23.10	1436
32	3	C	S	NO	1.00	37.3%	40.2	3.456	20418	23.20	1431
34	4	C	S	NO	1.00	36.2%	39.0	3.681	21714	22.57	1460
36	4	B	T	NO	1.00	64.6%	67.0	4.158	28986	34.02	1455
38	4	B	T	NO	1.00	62.8%	65.0	4.510	29926	34.78	1451

THT CJTHT/PLUS CJTHT CJTHT/DUPLEX/ATEX



Erp. BEP (best efficiency point) characteristics

THT-71-6T

α [°]	PN	MC	EC	VSD	SR	ηe [%]	N	[kW]	[m³/h]	[mmH₂O]	[RPM]
8	0.55	C	S	NO	1.00	46.8%	56.4	0.302	6712	7.72	975
10	0.55	C	S	NO	1.00	45.3%	54.5	0.354	7386	7.98	971
12	0.55	C	S	NO	1.00	44.6%	53.4	0.406	8078	8.24	966
14	0.55	C	S	NO	1.00	44.4%	52.8	0.459	8783	8.51	962
16	0.55	C	S	NO	1.00	42.0%	50.1	0.527	9514	8.53	956
18	0.55	C	S	NO	1.00	40.7%	48.4	0.596	10063	8.85	951
20	0.55	C	S	NO	1.00	40.3%	47.7	0.678	10743	9.35	944
22	0.75	C	S	NO	1.00	39.6%	46.9	0.720	11175	9.37	955
24	0.75	C	S	NO	1.00	39.0%	46.1	0.779	11674	9.57	951
26	0.75	C	S	NO	1.00	38.4%	45.2	0.842	12404	9.58	947
28	0.75	C	S	NO	1.00	37.1%	43.7	0.916	12690	9.86	943
30	1.1	C	S	NO	1.00	36.1%	42.5	0.972	13005	9.92	961
32	1.1	C	S	NO	1.00	34.8%	41.0	1.041	13377	9.96	958
34	1.1	C	S	NO	1.00	33.4%	39.4	1.123	14226	9.69	955
36	1.1	B	T	NO	1.00	59.5%	65.2	1.268	18991	14.60	949
38	1.1	B	T	NO	1.00	57.9%	63.4	1.376	19607	14.93	945

THT-80-4T

α [°]	PN	MC	EC	VSD	SR	ηe [%]	N	[kW]	[m³/h]	[mmH₂O]	[RPM]
8	1.5	C	S	NO	1.00	51.0%	55.9	1.683	13964	22.58	1444
10	2.2	C	S	NO	1.00	49.4%	53.8	1.987	15817	22.78	1450
12	2.2	C	S	NO	1.00	47.0%	51.0	2.417	16923	24.69	1440
14	3	C	S	NO	1.00	47.2%	50.7	2.746	18703	25.45	1445
16	3	C	S	NO	1.00	44.5%	47.4	3.404	20444	27.19	1432
18	4	C	S	NO	1.00	43.6%	46.1	4.011	22304	28.78	1457
20	5.5	C	S	NO	1.00	43.7%	45.8	4.605	23848	30.98	1474
22	5.5	C	S	NO	1.00	44.7%	46.6	4.902	24787	32.44	1473
24	5.5	C	S	NO	1.00	42.9%	44.6	5.410	25791	33.05	1470
26	5.5	C	S	NO	1.00	42.0%	43.5	5.852	26826	33.68	1467
28	7.5	C	S	NO	1.00	41.1%	42.3	6.423	27918	34.75	1473
30	7.5	C	S	NO	1.01	40.4%	41.4	7.090	29984	35.12	1471
32	7.5	C	S	NO	1.01	39.5%	40.2	7.743	31204	35.97	1468

THT-80-6T

α [°]	PN	MC	EC	VSD	SR	ηe [%]	N	[kW]	[m³/h]	[mmH₂O]	[RPM]
8	1.1	C	S	NO	1.00	49.2%	57.5	0.491	9149	9.69	980
10	1.1	C	S	NO	1.00	46.7%	54.5	0.591	10363	9.78	976
12	1.1	C	S	NO	1.00	44.5%	51.8	0.718	11087	10.60	971
14	1.1	C	S	NO	1.00	44.0%	50.9	0.828	12254	10.92	967
16	1.1	C	S	NO	1.00	41.5%	47.7	1.026	13395	11.67	959
18	1.1	C	S	NO	1.00	40.2%	45.9	1.224	14613	12.35	951
20	1.5	C	S	NO	1.00	40.8%	46.2	1.388	15625	13.30	970
22	1.5	C	S	NO	1.00	41.7%	46.9	1.478	16240	13.93	968
24	1.5	C	S	NO	1.00	40.0%	45.0	1.631	16897	14.19	964
26	1.5	C	S	NO	1.00	39.2%	44.0	1.764	17576	14.46	962
28	2.2	C	S	NO	1.00	38.6%	43.2	1.922	18291	14.92	964
30	2.2	C	S	NO	1.00	38.0%	42.3	2.122	19645	15.07	960
32	2.2	C	S	NO	1.00	37.1%	41.1	2.317	20444	15.44	956

THT-80-8T

α [°]	PN	MC	EC	VSD	SR	ηe [%]	N	[kW]	[m³/h]	[mmH₂O]	[RPM]
8	0.55	C	S	NO	1.00	39.4%	49.4	0.266	6934	5.57	734
10	0.55	C	S	NO	1.00	37.5%	46.9	0.321	7854	5.62	731
12	0.55	C	S	NO	1.00	35.7%	44.6	0.390	8403	6.09	727
14	0.55	C	S	NO	1.00	35.3%	43.8	0.449	9287	6.27	724
16	0.55	C	S	NO	1.00	33.3%	41.2	0.557	10152	6.70	718
18	0.55	C	S	NO	1.00	32.2%	39.6	0.664	11075	7.10	711
20	0.55	C	S	NO	1.00	31.9%	38.9	0.772	11842	7.64	705
22	0.55	C	S	NO	1.00	32.6%	39.5	0.822	12308	8.00	702
24	0.75	C	S	NO	1.00	36.2%	43.2	0.785	12806	8.15	719
26	0.75	C	S	NO	1.00	35.5%	42.3	0.849	13321	8.30	717
28	0.75	C	S	NO	1.00	34.3%	40.8	0.942	13863	8.57	713
30	1.1	C	S	NO	1.00	34.2%	40.5	1.026	14889	8.66	715
32	1.1	C	S	NO	1.00	33.4%	39.4	1.121	15494	8.87	712

**Erp. BEP (best efficiency point) characteristics****THT-90-4T**

α [°]	PN	MC	EC	VSD	SR	ηe [%]	N	[kW]	[m³/h]	[mmH₂O]	[RPM]
8	3	C	S	NO	1.00	51.9%	55.2	3.028	19656	29.36	1440
10	3	C	S	NO	1.00	51.1%	54.0	3.468	23364	27.87	1431
12	4	C	S	NO	1.00	50.5%	53.0	4.049	25081	29.94	1456
14	4	C	S	NO	1.00	50.8%	52.9	4.602	27678	31.02	1450
16	5.5	C	S	NO	1.00	49.1%	50.8	5.393	29635	32.80	1470
18	5.5	C	S	NO	1.00	47.7%	49.0	6.251	31521	34.72	1465
20	7.5	C	S	NO	1.00	46.8%	47.8	7.035	33277	36.37	1471
22	7.5	C	S	NO	1.01	45.2%	45.9	7.879	35009	37.36	1467
24	11	C	S	NO	1.01	44.3%	44.8	8.627	36254	38.77	1479
26	11	C	S	NO	1.01	43.6%	43.7	9.577	37545	40.84	1477
28	11	C	S	NO	1.01	41.7%	41.7	10.667	39574	41.28	1474
30	11	C	S	NO	1.01	40.0%	40.0	11.780	41490	41.74	1471
32	15	C	S	NO	1.01	39.0%	38.9	12.781	43446	42.17	1477

THT-90-6T

α [°]	PN	MC	EC	VSD	SR	ηe [%]	N	[kW]	[m³/h]	[mmH₂O]	[RPM]
8	1.5	C	S	NO	1.00	49.6%	56.3	0.891	12878	12.60	981
10	1.5	C	S	NO	1.00	48.9%	55.1	1.020	15307	11.96	978
12	1.5	C	S	NO	1.00	47.7%	53.5	1.205	16432	12.85	974
14	1.5	C	S	NO	1.00	48.0%	53.5	1.370	18134	13.31	970
16	1.5	C	S	NO	1.00	45.8%	50.8	1.625	19416	14.08	965
18	2.2	C	S	NO	1.00	45.3%	49.9	1.850	20652	14.90	965
20	2.2	C	S	NO	1.00	44.0%	48.3	2.106	21802	15.61	960
22	2.2	C	S	NO	1.00	42.5%	46.4	2.358	22937	16.04	955
24	2.2	C	S	NO	1.00	41.1%	44.8	2.615	23753	16.64	950
26	3	C	S	NO	1.00	41.1%	44.5	2.858	24599	17.53	976
28	3	C	S	NO	1.00	39.3%	42.4	3.183	25928	17.72	973
30	3	C	S	NO	1.00	37.7%	40.6	3.515	27183	17.92	970
32	4	C	S	NO	1.00	37.0%	39.7	3.789	28464	18.10	976

THT-90-8T

α [°]	PN	MC	EC	VSD	SR	ηe [%]	N	[kW]	[m³/h]	[mmH₂O]	[RPM]
8	0.75	C	S	NO	1.00	44.9%	53.5	0.429	9760	7.24	733
10	0.75	C	S	NO	1.00	44.2%	52.5	0.491	11601	6.87	731
12	0.75	C	S	NO	1.00	43.1%	51.0	0.580	12454	7.38	727
14	0.75	C	S	NO	1.00	43.4%	50.9	0.659	13744	7.65	724
16	0.75	C	S	NO	1.00	41.4%	48.4	0.782	14716	8.09	719
18	0.75	C	S	NO	1.00	40.2%	46.8	0.907	15652	8.56	714
20	1.1	C	S	NO	1.00	39.6%	45.9	1.018	16524	8.97	715
22	1.1	C	S	NO	1.00	38.2%	44.2	1.140	17384	9.21	711
24	1.1	C	S	NO	1.00	37.0%	42.7	1.264	18002	9.56	707
26	1.1	C	S	NO	1.00	36.4%	41.8	1.404	18643	10.07	702
28	1.5	C	S	NO	1.00	36.7%	41.9	1.484	19650	10.18	719
30	1.5	C	S	NO	1.00	35.2%	40.2	1.639	20602	10.29	715
32	1.5	C	S	NO	1.00	34.0%	38.7	1.795	21573	10.40	712

THT-100-4T

α [°]	PN	MC	EC	VSD	SR	ηe [%]	N	[kW]	[m³/h]	[mmH₂O]	[RPM]
8	4	C	S	NO	1.00	55.5%	57.8	4.250	28902	29.96	1454
10	5.5	C	S	NO	1.00	52.1%	53.9	5.240	30466	32.94	1471
12	5.5	C	S	NO	1.00	50.3%	51.6	6.210	32807	34.96	1465
14	7.5	C	S	NO	1.00	49.9%	50.9	7.100	35267	36.91	1471
16	7.5	C	S	NO	1.00	47.9%	48.5	8.268	37591	38.73	1466
18	11	C	S	NO	1.01	47.3%	47.5	9.324	39898	40.62	1477
20	11	C	S	NO	1.01	46.6%	46.6	10.492	42175	42.59	1474
22	11	C	S	NO	1.01	43.9%	43.9	12.052	44571	43.65	1470
24	15	C	S	NO	1.01	42.4%	42.2	13.415	47975	43.55	1476
26	15	C	S	NO	1.01	41.0%	40.8	14.939	49411	45.57	1473
28	15	C	S	NO	1.01	40.0%	39.8	16.186	50259	47.37	1471
30	18.5	B	T	NO	1.01	63.4%	63.1	17.435	67547	60.14	1474
32	18.5	B	T	NO	1.00	63.4%	63.0	17.976	81688	51.24	1473

THT CJTHT/PLUS CJTHT CJTHT/DUPLEX/ATEX



Erp. BEP (best efficiency point) characteristics

THT-100-6T

α [°]	PN	MC	EC	VSD	SR	ηe [%]	N	[kW]	[m³/h]	[mmH₂O]	[RPM]
8	2.2	C	S	NO	1.00	53.4%	59.1	1.242	18936	12.86	976
10	2.2	C	S	NO	1.00	49.5%	54.7	1.551	19961	14.14	971
12	2.2	C	S	NO	1.00	47.8%	52.4	1.838	21494	15.01	965
14	2.2	C	S	NO	1.00	46.9%	51.2	2.125	23106	15.84	960
16	2.2	C	S	NO	1.00	45.0%	48.9	2.474	24629	16.62	953
18	3	C	S	NO	1.00	44.6%	48.1	2.782	26140	17.44	976
20	3	C	S	NO	1.00	43.9%	47.1	3.131	27632	18.28	974
22	4	C	S	NO	1.00	42.1%	45.0	3.539	29202	18.74	977
24	4	C	S	NO	1.00	40.2%	42.8	3.983	30892	19.06	974
26	4	C	S	NO	1.00	38.9%	41.2	4.429	32373	19.56	971
28	5.5	C	S	NO	1.00	38.5%	40.6	4.730	32928	20.34	977
30	5.5	B	T	NO	1.00	60.7%	62.5	5.125	44255	25.82	976
32	5.5	B	T	NO	1.00	60.6%	62.4	5.284	53520	22.00	975

THT-100-8T

α [°]	PN	MC	EC	VSD	SR	ηe [%]	N	[kW]	[m³/h]	[mmH₂O]	[RPM]
8	1.5	C	S	NO	1.00	50.6%	58.5	0.570	14351	7.39	738
10	1.5	C	S	NO	1.00	47.0%	54.2	0.712	15128	8.12	735
12	1.5	C	S	NO	1.00	45.3%	52.1	0.844	16290	8.62	732
14	1.5	C	S	NO	1.00	44.5%	50.9	0.975	17512	9.10	729
16	1.5	C	S	NO	1.00	42.7%	48.7	1.136	18666	9.55	726
18	1.5	C	S	NO	1.00	41.6%	47.3	1.297	19811	10.02	723
20	1.5	C	S	NO	1.00	41.0%	46.3	1.460	20942	10.50	719
22	1.5	C	S	NO	1.00	38.7%	43.6	1.677	22132	10.76	715
24	1.5	C	S	NO	1.00	37.0%	41.6	1.887	23413	10.95	710
26	2.2	C	S	NO	1.00	36.7%	41.0	2.046	24535	11.24	724
28	2.2	C	S	NO	1.00	35.8%	39.9	2.217	24956	11.68	721
30	2.2	B	T	NO	1.00	56.4%	60.3	2.403	33541	14.83	719
32	2.2	B	T	NO	1.00	56.3%	60.2	2.477	40562	12.63	718

THT-125-4T/3

α [°]	PN	MC	EC	VSD	SR	ηe [%]	N	[kW]	[m³/h]	[mmH₂O]	[RPM]
8	7.5	C	S	NO	1.00	51.3%	52.1	7.732	41511	35.13	1468
10	11	C	S	NO	1.00	52.6%	52.9	9.098	46792	37.56	1478
12	11	C	S	NO	1.00	53.7%	53.7	10.561	52185	39.90	1474
14	11	C	S	NO	1.01	55.1%	55.0	12.025	57655	42.19	1471
16	15	C	S	NO	1.01	54.9%	54.8	13.664	62205	44.33	1475
18	15	C	S	NO	1.01	54.3%	54.0	15.545	67316	46.06	1472
20	18.5	C	S	NO	1.01	54.4%	54.0	17.323	72427	47.79	1474
22	18.5	C	S	NO	1.01	52.2%	51.7	19.993	77315	49.54	1470
24	22	C	S	NO	1.01	50.6%	50.1	22.394	82218	50.63	1472
26	30	C	S	NO	1.01	51.1%	50.5	24.524	84773	54.27	1485
28	30	C	S	NO	1.01	47.9%	47.2	27.084	90252	52.81	1483
30	30	C	S	NO	1.01	46.0%	45.2	29.766	94744	53.05	1482
32	30	C	S	NO	1.01	44.1%	43.3	32.197	96187	54.28	1480
34	37	C	S	NO	1.01	41.5%	40.6	35.389	105433	51.16	1482
36	37	B	T	NO	1.01	72.5%	71.6	39.195	121252	86.13	1480
38	45	B	T	NO	1.01	72.3%	71.2	42.145	125685	89.03	1478



Erp. BEP (best efficiency point) characteristics

THT-125-4T/6

α [°]	PN	MC	EC	VSD	SR	ηe [%]	N	[kW]	[m³/h]	[mmH₂O]	[RPM]
8	11	C	S	NO	1.01	56.8%	56.8	12.019	48508	51.71	1471
10	15	C	S	NO	1.01	56.0%	55.8	14.423	52757	56.25	1474
12	18.5	C	S	NO	1.01	56.5%	56.2	16.578	58230	59.12	1475
14	18.5	C	S	NO	1.01	57.1%	56.7	18.813	63848	61.84	1472
16	22	C	S	NO	1.01	56.4%	55.9	21.703	68837	65.30	1473
18	30	C	S	NO	1.01	56.1%	55.5	24.370	77896	64.43	1485
20	30	C	S	NO	1.01	56.3%	55.6	27.347	80997	69.77	1483
22	30	C	S	NO	1.01	54.5%	53.7	30.990	85910	72.17	1481
24	37	C	S	NO	1.01	53.6%	52.7	34.666	88480	77.19	1483
26	37	C	S	NO	1.01	52.1%	51.1	38.796	93638	79.23	1481
28	45	C	S	NO	1.01	49.6%	48.5	44.005	102038	78.56	1477
30	55	C	S	NO	1.01	46.8%	45.7	48.644	106474	78.56	1479
32	55	C	S	NO	1.01	44.4%	43.1	53.455	110911	78.56	1477
34	55	C	S	NO	1.01	42.1%	40.8	58.161	116500	77.12	1475
36	75	B	T	NO	1.01	70.2%	68.8	64.063	136742	120.78	1488
38	75	B	T	NO	1.01	70.2%	68.8	69.029	142272	125.19	1487

THT-125-4T/9

α [°]	PN	MC	EC	VSD	SR	ηe [%]	N	[kW]	[m³/h]	[mmH₂O]	[RPM]
8	18.5	C	S	NO	1.01	69.3%	68.9	17.720	37304	120.90	1474
10	18.5	C	S	NO	1.01	59.8%	59.4	19.295	56423	75.15	1471
12	22	C	S	NO	1.01	57.1%	56.6	21.805	61289	74.68	1473
14	22	C	S	NO	1.01	55.7%	55.1	23.707	73859	65.67	1470
16	30	C	S	NO	1.01	53.2%	52.5	28.561	80439	69.38	1482
18	37	C	S	NO	1.01	52.2%	51.4	33.442	87528	73.29	1483
20	37	C	S	NO	1.01	51.7%	50.8	38.503	94456	77.46	1481
22	45	C	S	NO	1.01	50.6%	49.6	43.142	97688	82.16	1478
24	45	C	S	NO	1.01	50.1%	48.9	47.794	101406	86.68	1475
26	55	C	S	NO	1.01	50.6%	49.4	52.342	106241	91.67	1478
28	55	C	S	NO	1.01	49.4%	48.1	58.152	112236	93.94	1475
30	75	C	S	NO	1.01	49.3%	47.9	63.649	120361	95.67	1488
32	75	C	S	NO	1.01	48.2%	46.8	69.211	125253	97.81	1487
34	75	C	S	NO	1.01	45.7%	44.2	75.996	130939	97.53	1486
36	90	B	T	NO	1.01	72.4%	70.8	83.094	145177	152.12	1487
38	90	B	T	NO	1.02	70.2%	68.6	90.538	149120	156.66	1486

THT-125-6T/3

α [°]	PN	MC	EC	VSD	SR	ηe [%]	N	[kW]	[m³/h]	[mmH₂O]	[RPM]
8	3	C	S	NO	1.00	49.0%	53.1	2.278	27197	15.08	981
10	3	C	S	NO	1.00	49.6%	53.2	2.715	30657	16.12	977
12	3	C	S	NO	1.00	50.6%	53.8	3.152	34190	17.13	973
14	4	C	S	NO	1.00	52.7%	55.6	3.531	37774	18.11	977
16	4	C	S	NO	1.00	52.1%	54.6	4.051	40755	19.03	974
18	4	C	S	NO	1.00	51.5%	53.7	4.608	44104	19.77	970
20	5.5	C	S	NO	1.00	52.0%	53.9	5.092	47452	20.51	976
22	5.5	C	S	NO	1.00	49.9%	51.4	5.877	50654	21.27	972
24	7.5	C	S	NO	1.00	49.7%	50.9	6.486	53010	22.32	977
26	7.5	C	S	NO	1.00	48.9%	49.8	7.224	56526	22.97	974
28	7.5	C	S	NO	1.00	46.3%	46.9	7.973	59317	22.84	972
30	11	C	S	NO	1.00	44.7%	45.1	8.615	62074	22.77	979
32	11	C	S	NO	1.00	43.0%	43.2	9.358	64946	22.76	977
34	11	C	S	NO	1.00	40.2%	40.2	10.268	68214	22.21	975
36	11	B	T	NO	1.00	70.1%	70.1	11.398	79441	36.97	972
38	15	B	T	NO	1.00	70.1%	70.0	12.217	82345	38.21	974

THT CJTHT/PLUS CJTHT CJTHT/DUPLEX/ATEX



Erp. BEP (best efficiency point) characteristics

THT-125-6T/6

α [°]	PN	MC	EC	VSD	SR	ηe [%]	N	[kW]	[m³/h]	[mmH₂O]	[RPM]
8	4	C	S	NO	1.00	54.4%	57.3	3.530	31781	22.20	977
10	4	C	S	NO	1.00	53.1%	55.5	4.276	34565	24.14	972
12	5.5	C	S	NO	1.00	54.1%	56.1	4.873	38151	25.38	977
14	5.5	C	S	NO	1.00	54.7%	56.3	5.530	41832	26.55	974
16	7.5	C	S	NO	1.00	54.6%	55.8	6.307	45100	28.03	978
18	7.5	C	S	NO	1.00	53.8%	54.8	7.137	51036	27.66	975
20	7.5	C	S	NO	1.00	54.0%	54.6	8.009	53067	29.95	972
22	11	C	S	NO	1.00	52.9%	53.2	8.969	56286	30.98	978
24	11	C	S	NO	1.00	51.5%	51.6	10.146	57719	33.26	975
26	11	C	S	NO	1.00	50.3%	50.3	11.282	61349	34.01	972
28	15	C	S	NO	1.00	48.1%	48.0	12.756	66852	33.72	973
30	15	C	S	NO	1.00	45.2%	45.0	14.156	69759	33.72	970
32	15	C	S	NO	1.00	42.9%	42.6	15.556	72666	33.72	967
34	18.5	C	S	NO	1.00	40.9%	40.6	16.829	76327	33.10	979
36	18.5	B	T	NO	1.01	67.8%	67.4	18.637	89589	51.84	977
38	18.5	B	T	NO	1.01	67.9%	67.4	20.081	93213	53.74	975

THT-125-6T/9

α [°]	PN	MC	EC	VSD	SR	ηe [%]	N	[kW]	[m³/h]	[mmH₂O]	[RPM]
8	5.5	C	S	NO	1.01	66.3%	68.1	5.209	24441	51.89	975
10	5.5	C	S	NO	1.00	57.2%	58.8	5.672	36967	32.26	973
12	7.5	C	S	NO	1.00	55.3%	56.6	6.337	40155	32.06	978
14	7.5	C	S	NO	1.00	53.9%	54.9	6.890	48390	28.19	976
16	7.5	C	S	NO	1.00	51.1%	51.6	8.364	52702	29.78	970
18	11	C	S	NO	1.00	50.5%	50.6	9.725	57346	31.46	976
20	11	C	S	NO	1.00	50.0%	50.0	11.197	61885	33.25	973
22	15	C	S	NO	1.00	49.1%	49.0	12.506	64003	35.27	974
24	15	C	S	NO	1.00	48.9%	48.7	13.845	65542	37.94	971
26	15	C	S	NO	1.01	48.9%	48.7	15.232	69606	39.35	968
28	18.5	C	S	NO	1.01	48.0%	47.6	16.827	73534	40.32	979
30	18.5	C	S	NO	1.01	47.6%	47.2	18.516	78857	41.07	977
32	18.5	C	S	NO	1.01	46.6%	46.1	20.134	82062	41.98	975
34	22	C	S	NO	1.01	44.6%	44.1	21.901	85787	41.86	977
36	30	B	T	NO	1.01	70.8%	70.2	23.874	95116	65.30	989
38	30	B	T	NO	1.01	68.8%	68.1	26.013	97699	67.25	988

THT-140-6T/3

α [°]	PN	MC	EC	VSD	SR	ηe [%]	N	[kW]	[m³/h]	[mmH₂O]	[RPM]
8	4	C	S	NO	1.00	44.1%	46.7	3.951	36390	17.60	975
10	5.5	C	S	NO	1.00	45.3%	47.4	4.642	41020	18.81	978
12	5.5	C	S	NO	1.00	46.2%	47.9	5.388	45747	19.99	974
14	5.5	C	S	NO	1.00	47.4%	48.8	6.135	50542	21.13	971
16	7.5	C	S	NO	1.00	47.6%	48.6	6.925	54531	22.20	975
18	7.5	C	S	NO	1.00	47.0%	47.7	7.878	59012	23.07	972
20	11	C	S	NO	1.00	47.4%	47.8	8.727	63492	23.94	979
22	11	C	S	NO	1.00	44.8%	44.8	10.080	68187	24.30	975
24	11	C	S	NO	1.00	43.9%	43.9	11.302	71105	25.65	972
26	15	C	S	NO	1.00	43.8%	43.7	12.415	74264	26.91	974
28	15	C	S	NO	1.00	41.5%	41.3	13.688	77986	26.76	971
30	15	C	S	NO	1.00	39.9%	39.7	15.028	82755	26.65	968
32	15	B	T	NO	1.00	65.8%	65.5	16.601	99158	40.47	965
34	18.5	B	T	NO	1.00	63.5%	63.1	18.158	101655	41.68	978
36	18.5	B	T	NO	1.00	62.1%	61.7	19.821	106107	42.63	976
38	22	B	T	NO	1.00	62.2%	61.7	21.201	110043	44.01	978

**Erp. BEP (best efficiency point) characteristics****THT-140-6T/6**

α [°]	PN	MC	EC	VSD	SR	ηe [%]	N	[kW]	[m³/h]	[mmH₂O]	[RPM]
8	5.5	C	S	NO	1.00	48.9%	50.3	6.132	42524	25.90	971
10	7.5	C	S	NO	1.00	48.5%	49.4	7.310	46249	28.17	974
12	7.5	C	S	NO	1.00	48.7%	49.2	8.451	51047	29.61	970
14	11	C	S	NO	1.00	49.8%	50.0	9.478	55972	30.98	977
16	11	C	S	NO	1.00	48.9%	48.9	10.985	60345	32.71	973
18	15	C	S	NO	1.00	48.6%	48.5	12.339	68287	32.27	974
20	15	C	S	NO	1.00	48.8%	48.6	13.847	71005	34.95	971
22	15	C	S	NO	1.00	47.2%	47.0	15.691	75312	36.15	967
24	18.5	C	S	NO	1.00	45.6%	45.2	17.766	80549	36.94	978
26	18.5	C	S	NO	1.01	44.7%	44.2	19.692	84172	38.41	976
28	22	C	S	NO	1.01	43.3%	42.7	22.143	89450	39.35	977
30	30	C	S	NO	1.01	40.9%	40.3	24.432	93339	39.35	989
32	30	B	T	NO	1.01	61.6%	60.9	27.111	110368	55.55	987
34	30	B	T	NO	1.01	60.7%	59.9	29.742	114996	57.67	986
36	30	B	T	NO	1.01	60.3%	59.5	32.339	119625	59.87	985
38	37	B	T	NO	1.01	60.6%	59.7	34.669	124508	61.99	983

THT-140-6T/9

α [°]	PN	MC	EC	VSD	SR	ηe [%]	N	[kW]	[m³/h]	[mmH₂O]	[RPM]
8	11	C	S	NO	1.01	60.4%	60.7	8.928	32703	60.56	978
10	11	C	S	NO	1.00	52.1%	52.2	9.721	49463	37.64	976
12	11	C	S	NO	1.00	49.6%	49.6	11.037	53728	37.41	973
14	11	C	S	NO	1.00	48.3%	48.3	11.999	64747	32.90	971
16	15	C	S	NO	1.00	46.1%	45.9	14.461	70516	34.75	970
18	18.5	C	S	NO	1.00	45.3%	45.0	16.917	76730	36.71	979
20	18.5	C	S	NO	1.01	44.9%	44.5	19.477	82804	38.80	976
22	22	C	S	NO	1.01	44.2%	43.7	21.709	85637	41.15	977
24	30	C	S	NO	1.01	43.9%	43.3	23.911	88897	43.42	989
26	30	C	S	NO	1.01	44.3%	43.6	26.289	93135	45.91	988
28	30	C	S	NO	1.01	43.7%	42.9	29.250	100645	46.65	987
30	30	C	S	NO	1.01	42.7%	41.9	32.140	105521	47.79	985
32	37	B	T	NO	1.01	65.7%	64.9	34.831	119380	70.46	983
34	37	B	T	NO	1.01	64.1%	63.1	38.467	123186	73.50	981
36	45	B	T	NO	1.01	62.7%	61.6	41.676	127100	75.48	987
38	45	B	T	NO	1.01	60.8%	59.7	45.403	130545	77.70	986

THT-140-8T/3

α [°]	PN	MC	EC	VSD	SR	ηe [%]	N	[kW]	[m³/h]	[mmH₂O]	[RPM]
8	3	C	S	NO	1.00	42.1%	46.8	1.804	27580	10.11	730
10	3	C	S	NO	1.00	42.6%	46.8	2.149	31089	10.81	726
12	3	C	S	NO	1.00	43.4%	47.3	2.495	34672	11.48	723
14	3	C	S	NO	1.00	44.6%	48.0	2.841	38306	12.14	719
16	3	C	S	NO	1.00	44.0%	47.1	3.258	41329	12.75	714
18	4	C	S	NO	1.00	45.1%	48.0	3.576	44725	13.25	735
20	4	C	S	NO	1.00	44.9%	47.5	4.009	48120	13.75	733
22	4	C	S	NO	1.00	43.1%	45.2	4.625	51261	14.28	730
24	5.5	C	S	NO	1.00	42.4%	44.3	5.159	53756	14.96	734
26	5.5	C	S	NO	1.00	41.9%	43.5	5.712	56323	15.62	732
28	5.5	C	S	NO	1.00	39.7%	40.9	6.308	59552	15.43	730
30	7.5	C	S	NO	1.00	38.5%	39.5	6.794	62720	15.31	730
32	7.5	B	T	NO	1.00	63.4%	64.2	7.505	75151	23.24	728
34	7.5	B	T	NO	1.00	60.8%	61.4	8.256	77044	23.94	726
36	11	B	T	NO	1.00	60.2%	60.5	8.910	80418	24.49	732
38	11	B	T	NO	1.00	59.7%	59.8	9.620	83401	25.28	731

THT CJTHT/PLUS CJTHT CJTHT/DUPLEX/ATEX



Erp. BEP (best efficiency point) characteristics

THT-140-8T/6

α [°]	PN	MC	EC	VSD	SR	ηe [%]	N	[kW]	[m³/h]	[mmH₂O]	[RPM]
8	3	C	S	NO	1.00	46.0%	49.4	2.839	32229	14.88	719
10	3	C	S	NO	1.00	44.9%	47.8	3.440	35052	16.18	712
12	4	C	S	NO	1.00	46.7%	49.3	3.837	38688	17.01	734
14	4	C	S	NO	1.00	47.2%	49.5	4.354	42421	17.79	731
16	5.5	C	S	NO	1.00	46.6%	48.5	5.017	45735	18.79	734
18	5.5	C	S	NO	1.00	46.0%	47.6	5.677	51754	18.54	732
20	5.5	C	S	NO	1.00	46.2%	47.4	6.370	53815	20.07	730
22	7.5	C	S	NO	1.00	45.5%	46.4	7.094	57078	20.77	729
24	7.5	C	S	NO	1.00	44.1%	44.7	8.060	58997	22.14	727
26	11	C	S	NO	1.00	43.8%	44.1	8.822	62213	22.80	732
28	11	C	S	NO	1.00	41.5%	41.6	10.048	67794	22.60	730
30	11	C	S	NO	1.00	39.0%	39.0	11.151	70741	22.60	728
32	11	B	T	NO	1.00	58.7%	58.6	12.374	83648	31.91	725
34	15	B	T	NO	1.00	59.2%	59.1	13.273	87155	33.13	734
36	15	B	T	NO	1.00	58.8%	58.6	14.432	90663	34.39	733
38	15	B	T	NO	1.00	58.8%	58.6	15.548	94364	35.61	731

THT-140-8T/9

α [°]	PN	MC	EC	VSD	SR	ηe [%]	N	[kW]	[m³/h]	[mmH₂O]	[RPM]
8	4	C	S	NO	1.00	57.2%	59.7	4.101	24785	34.78	733
10	4	C	S	NO	1.00	49.4%	51.6	4.465	37487	21.62	731
12	5.5	C	S	NO	1.00	47.3%	49.2	5.040	40720	21.49	734
14	5.5	C	S	NO	1.00	46.1%	47.7	5.480	49072	18.90	733
16	7.5	C	S	NO	1.00	44.4%	45.6	6.538	53444	19.96	731
18	7.5	C	S	NO	1.00	43.4%	44.1	7.692	58154	21.09	728
20	11	C	S	NO	1.00	43.5%	43.9	8.755	62756	22.29	732
22	11	C	S	NO	1.00	42.4%	42.5	9.851	64904	23.64	730
24	11	C	S	NO	1.00	42.2%	42.2	10.906	66465	25.43	728
26	11	C	S	NO	1.00	42.2%	42.2	11.998	70586	26.37	726
28	15	C	S	NO	1.00	42.1%	42.0	13.034	74569	27.03	734
30	15	C	S	NO	1.00	41.8%	41.6	14.343	79968	27.53	733
32	15	B	T	NO	1.00	63.8%	63.6	15.621	90477	40.47	731
34	18.5	B	T	NO	1.00	63.4%	63.0	16.932	93362	42.22	733
36	18.5	B	T	NO	1.00	61.7%	61.3	18.430	96329	43.35	732
38	18.5	B	T	NO	1.00	59.9%	59.4	20.078	98939	44.63	730

THT-160-6T/3

α [°]	PN	MC	EC	VSD	SR	ηe [%]	N	[kW]	[m³/h]	[mmH₂O]	[RPM]
8	7.5	C	S	NO	1.00	45.5%	46.3	7.473	54320	22.98	974
10	11	C	S	NO	1.00	46.5%	46.9	8.801	61231	24.57	978
12	11	C	S	NO	1.00	47.5%	47.6	10.216	68287	26.10	975
14	11	C	S	NO	1.00	48.7%	48.7	11.632	75445	27.60	972
16	15	C	S	NO	1.00	48.5%	48.4	13.244	81399	29.00	972
18	15	C	S	NO	1.00	48.0%	47.7	15.068	88088	30.14	968
20	18.5	C	S	NO	1.00	48.0%	47.7	16.795	94775	31.26	979
22	18.5	C	S	NO	1.00	46.1%	45.6	19.377	100960	32.47	976
24	22	C	S	NO	1.00	45.5%	45.0	21.535	105875	34.02	978
26	22	C	S	NO	1.00	45.0%	44.4	23.846	110931	35.51	975
28	30	C	S	NO	1.00	42.8%	42.1	26.180	117291	35.09	988
30	30	C	S	NO	1.01	40.8%	40.1	28.693	123530	34.81	987
32	30	B	T	NO	1.01	67.2%	66.4	31.697	148014	52.85	985
34	37	B	T	NO	1.01	64.8%	63.9	34.696	151742	54.44	983
36	37	B	T	NO	1.01	63.4%	62.4	37.874	158387	55.68	981
38	45	B	T	NO	1.01	63.2%	62.1	40.703	164263	57.49	987


Erp. BEP (best efficiency point) characteristics
THT-160-6T/6

α [°]	PN	MC	EC	VSD	SR	η_e [%]	N	[kW]	[m ³ /h]	[mmH ₂ O]	[RPM]
8	11	C	S	NO	1.00	50.3%	50.3	11.626	63476	33.83	972
10	15	C	S	NO	1.00	49.5%	49.3	13.981	69036	36.80	971
12	15	C	S	NO	1.00	49.6%	49.3	16.165	76198	38.68	966
14	18.5	C	S	NO	1.00	50.4%	50.1	18.240	83550	40.46	978
16	22	C	S	NO	1.01	50.0%	49.5	20.941	90077	42.72	978
18	22	C	S	NO	1.01	49.4%	48.8	23.696	101933	42.15	975
20	30	C	S	NO	1.01	49.8%	49.1	26.438	105991	45.64	988
22	30	C	S	NO	1.01	48.2%	47.5	29.960	112419	47.22	986
24	37	C	S	NO	1.01	46.5%	45.6	33.947	120236	48.25	983
26	37	C	S	NO	1.01	45.1%	44.2	37.597	124823	49.92	981
28	45	C	S	NO	1.01	43.9%	42.9	42.513	133523	51.39	987
30	45	C	S	NO	1.01	41.1%	40.0	47.358	143764	49.76	985
32	55	B	T	NO	1.01	62.5%	61.3	52.024	164748	72.55	987
34	55	B	T	NO	1.01	61.7%	60.4	57.073	171656	75.33	985
36	75	B	T	NO	1.01	61.4%	60.1	61.857	178566	78.19	988
38	75	B	T	NO	1.01	61.5%	60.1	66.644	185855	80.97	987

THT-160-6T/9

α [°]	PN	MC	EC	VSD	SR	η_e [%]	N	[kW]	[m ³ /h]	[mmH ₂ O]	[RPM]
8	18.5	C	S	NO	1.01	61.2%	60.8	17.180	48815	79.09	979
10	18.5	C	S	NO	1.01	52.8%	52.4	18.707	73833	49.16	977
12	22	C	S	NO	1.01	50.7%	50.2	21.039	80201	48.86	978
14	22	C	S	NO	1.01	49.4%	48.9	22.875	96649	42.97	976
16	30	C	S	NO	1.01	47.1%	46.4	27.612	105260	45.39	987
18	30	C	S	NO	1.01	46.0%	45.2	32.485	114536	47.95	985
20	37	C	S	NO	1.01	45.8%	44.9	37.216	123602	50.68	981
22	45	C	S	NO	1.01	44.9%	43.9	41.679	127831	53.75	987
24	45	C	S	NO	1.01	44.3%	43.2	46.182	136572	55.04	986
26	55	C	S	NO	1.01	45.0%	43.8	50.446	139024	59.97	987
28	55	C	S	NO	1.01	44.4%	43.1	56.127	150233	60.93	986
30	75	C	S	NO	1.01	43.5%	42.2	61.477	157513	62.42	988
32	75	B	T	NO	1.01	66.7%	65.3	66.956	178199	92.03	987
34	75	B	T	NO	1.01	65.0%	63.5	73.945	183881	96.00	986
36	90	B	T	NO	1.01	63.5%	61.9	80.239	189724	98.58	987
38	90	B	T	NO	1.01	61.6%	60.0	87.415	194865	101.48	986

THT-160-8T/3

α [°]	PN	MC	EC	VSD	SR	η_e [%]	N	[kW]	[m ³ /h]	[mmH ₂ O]	[RPM]
8	3	C	S	NO	1.00	42.1%	45.0	3.517	41169	13.20	712
10	4	C	S	NO	1.00	44.1%	46.6	4.043	46407	14.12	733
12	4	C	S	NO	1.00	45.0%	47.1	4.693	51755	14.99	730
14	5.5	C	S	NO	1.00	46.5%	48.2	5.312	57179	15.86	733
16	5.5	C	S	NO	1.00	45.9%	47.3	6.093	61692	16.66	731
18	7.5	C	S	NO	1.00	46.2%	47.3	6.812	66761	17.31	730
20	7.5	C	S	NO	1.00	46.0%	46.7	7.636	71830	17.96	728
22	11	C	S	NO	1.00	44.6%	45.0	8.710	76517	18.65	733
24	11	C	S	NO	1.00	43.7%	43.8	9.772	80242	19.54	730
26	11	C	S	NO	1.00	43.0%	43.1	10.884	85565	20.11	728
28	11	C	S	NO	1.00	40.7%	40.6	12.012	89790	20.00	726
30	15	C	S	NO	1.00	39.7%	39.6	12.842	93963	19.93	735
32	15	B	T	NO	1.00	65.5%	65.4	14.145	112179	30.36	733
34	15	B	T	NO	1.00	62.9%	62.7	15.561	115004	31.27	731
36	18.5	B	T	NO	1.00	62.7%	62.4	16.671	120041	31.98	733
38	18.5	B	T	NO	1.00	62.2%	61.8	18.000	124494	33.02	732

THT CJTHT/PLUS CJTHT CJTHT/DUPLEX/ATEX



Erp. BEP (best efficiency point) characteristics

THT-160-8T/6

α [°]	PN	MC	EC	VSD	SR	ηe [%]	N	[kW]	[m³/h]	[mmH₂O]	[RPM]
8	5.5	C	S	NO	1.00	47.9%	49.7	5.309	48108	19.43	733
10	5.5	C	S	NO	1.00	46.8%	48.0	6.432	52322	21.14	730
12	7.5	C	S	NO	1.00	47.8%	48.7	7.308	57750	22.22	729
14	7.5	C	S	NO	1.00	48.3%	48.8	8.293	63322	23.24	726
16	11	C	S	NO	1.00	48.0%	48.2	9.503	68269	24.54	731
18	11	C	S	NO	1.00	47.4%	47.4	10.753	77254	24.21	728
20	11	C	S	NO	1.00	47.5%	47.5	12.067	80330	26.22	726
22	15	C	S	NO	1.00	47.1%	46.9	13.370	85202	27.12	734
24	15	C	S	NO	1.00	45.2%	45.0	15.185	90276	27.95	732
26	18.5	C	S	NO	1.00	45.9%	45.6	16.421	93251	29.67	734
28	18.5	C	S	NO	1.00	43.3%	42.8	18.800	101197	29.52	731
30	22	C	S	NO	1.00	40.8%	40.3	20.795	105597	29.52	733
32	22	B	T	NO	1.00	61.4%	60.8	23.076	124862	41.67	731
34	30	B	T	NO	1.00	60.7%	60.1	25.233	130097	43.27	734
36	30	B	T	NO	1.00	60.3%	59.6	27.435	135334	44.91	733
38	30	B	T	NO	1.00	60.3%	59.6	29.559	140858	46.51	732

THT-160-8T/9

α [°]	PN	MC	EC	VSD	SR	ηe [%]	N	[kW]	[m³/h]	[mmH₂O]	[RPM]
8	7.5	C	S	NO	1.00	58.6%	59.3	7.811	36997	45.43	727
10	7.5	C	S	NO	1.00	50.6%	51.0	8.506	55958	28.24	725
12	11	C	S	NO	1.00	48.6%	48.8	9.547	60783	28.06	731
14	11	C	S	NO	1.00	47.4%	47.5	10.380	73250	24.68	729
16	15	C	S	NO	1.00	45.9%	45.9	12.322	79776	26.07	735
18	15	C	S	NO	1.00	44.9%	44.7	14.497	86806	27.54	733
20	18.5	C	S	NO	1.00	45.3%	45.0	16.381	93677	29.11	734
22	18.5	C	S	NO	1.00	44.2%	43.8	18.431	96883	30.88	732
24	22	C	S	NO	1.00	43.8%	43.3	20.352	100570	32.57	733
26	22	C	S	NO	1.00	44.2%	43.6	22.376	105365	34.45	731
28	30	C	S	NO	1.00	43.6%	43.0	24.790	111878	35.51	735
30	30	C	S	NO	1.01	42.8%	42.1	27.267	119369	35.95	733
32	30	B	T	NO	1.01	65.4%	64.7	29.697	135056	52.86	732
34	37	B	T	NO	1.01	64.3%	63.4	32.550	139362	55.14	742
36	37	B	T	NO	1.01	62.6%	61.7	35.429	143791	56.62	741
38	37	B	T	NO	1.01	60.7%	59.7	38.598	147687	58.29	740