NEOLINEO

In-line fans for small ducts with removable covers with Long Life ball bearings

Fan:
- V0 flame-retardant plastic casing
- External terminal board, with variable position
- Quick and easy to install
- T-models are fitted with timer

Motor:
- Motors with Long Life ball bearings, IPX4 protection, two-speed and adjustable
- Single-phase 220-240V. 50/60 Hz.
- Working temperature:-10ºC +60ºC

Finish:
- Made from white, V0 flame-retardant plastic

Order code

NEOLINEO — 100 — (Q) — (T)

- NEOLINEO: In-line fans for ducts with removable covers
- 100: Inlet diameter in mm
- (Q): Q Reference low airflow level
- (T): T Reference supplied timer

Technical characteristics

Model	Speed max / min. (r/min)	Maximum admissible current 230V (A)	Installed power (W)	Maximum airflow (m^3/h)	Irradiated sound level* dB(A)	Approx. weight (Kg)
NEOLINEO-100-Q	2450/2070	0.07/0.05	15/12	200/155	29/25	1.2
NEOLINEO-100-Q T	2450/2070	0.07/0.05	15/12	200/155	29/25	1.2
NEOLINEO-100	2170/1590	0.11/0.09	23/20	255/180	30/25	1.8
NEOLINEO-100 T	2170/1590	0.11/0.09	23/20	255/180	30/25	1.8
NEOLINEO-125	2300/1600	0.15/0.11	33/25	365/250	33/27	1.8
NEOLINEO-125 T	2300/1600	0.15/0.11	33/25	365/250	33/27	1.8
NEOLINEO-150	2290/1520	0.26/0.18	58/40	550/385	33/28	2.4
NEOLINEO-150 T	2290/1520	0.26/0.18	58/40	550/385	33/28	2.4
NEOLINEO-160	2290/1520	0.26/0.18	58/40	550/385	34/28	2.4
NEOLINEO-160 T	2290/1520	0.26/0.18	58/40	550/385	34/28	2.4
NEOLINEO-200-Q	2720/1780	0.37/0.22	75/45	950/700	36/30	3.7
NEOLINEO-200	3120/1990	0.63/0.21	74/22	1060/790	38/32	3.7
NEOLINEO-200-Q T	2720/1780	0.37/0.22	75/45	950/700	36/30	3.7
NEOLINEO-250-Q	2520/1740	0.50/0.40	110/85	990/720	39/37	7.1
NEOLINEO-250	3010/1720	1.06/0.26	124/27	1250/650	57/43	5.3
NEOLINEO-315	2350/1800	1.60/0.83	240/119	1900/1400	60/53	9.5

** The radiated sound pressure levels are free field measurements at 3 metres with rigid tubes during inlet and outlet.*

Erp. BEP (best efficiency point) characteristics

MC	Measurement category	**ηe[%]**	Efficiency
EC	Efficiency category	**N**	Efficiency grade
	S Static	**[kW]**	Input power
	T Total	**[m^3/h]**	Airflow
VSD	Variable-speed drive	**[mmH_2O]**	Static or total pressure (According to EC)
SR	Specific ratio	**[RPM]**	Speed

Model	MC	EC	VSD	SR	ηe[%]	N	(kW)	(m^3/h)	(mmH_2O)	(RPM)
NEOLINEO-315	C	S	NO	1.00	33.5%	50.1	0.261	1061	30.27	2350

Dimensions in mm

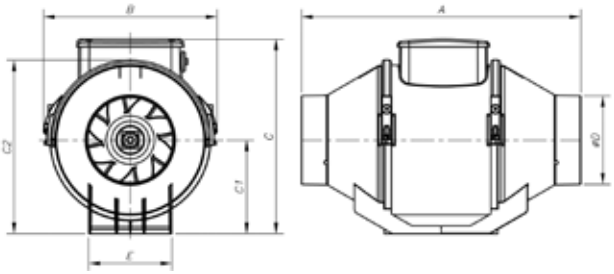

Model	A	B	C	C1	C2	øD	E
NEOLINEO-100-Q	231	156	174	82	152	96	95
NEOLINEO-100-Q T	231	156	174	82	152	96	95
NEOLINEO-100	303	188.5	211	101.5	189	96	90
NEOLINEO-100 T	303	188.5	211	101.5	189	96	90
NEOLINEO-125	258	188.5	211	101.5	189	122	90
NEOLINEO-125 T	258	188.5	211	101.5	189	122	90
NEOLINEO-150	294	214.5	234	112.5	212	146	110
NEOLINEO-150 T	294	214.5	234	112.5	212	146	110
NEOLINEO-160	272.5	214.5	234	112.5	212	156	110
NEOLINEO-160 T	272.5	214.5	234	112.5	212	156	110
NEOLINEO-200-Q	300	234.5	260.5	125.5	235	196	140
NEOLINEO-200	300	234.5	260.5	125.5	235	196	140
NEOLINEO-200 T	300	234.5	260.5	125.5	235	196	140
NEOLINEO-250-Q	385	300	317	152.5	292	247	176.5
NEOLINEO-250	385	300	317	152.5	292	247	176.5
NEOLINEO-315	448	361.5	392.5	188.5	359	312	220.5

Characteristic Curves

Q = Airflow in m³/h
Pe= Static pressure in mm.w.c., Pa

Maximum speed
Minimum speed

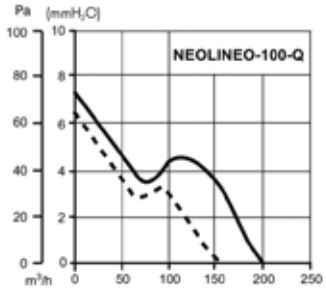

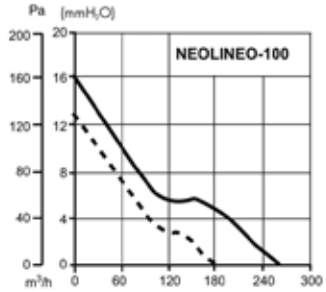

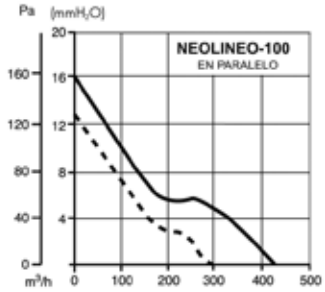

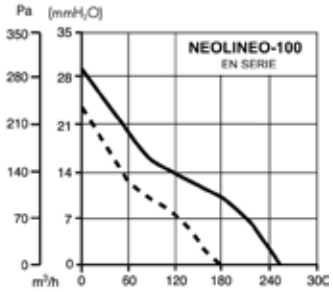

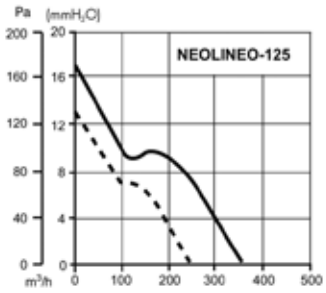

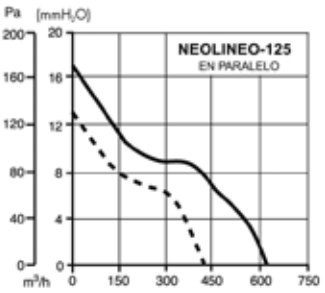

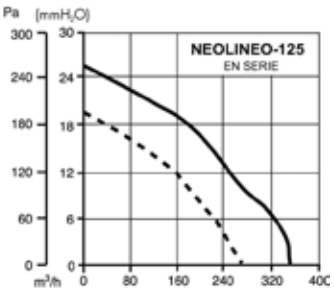

Characteristic Curves

Q = Airflow in m³/h
Pe= Static pressure in mm.w.c., Pa

Maximum speed
Minimum speed

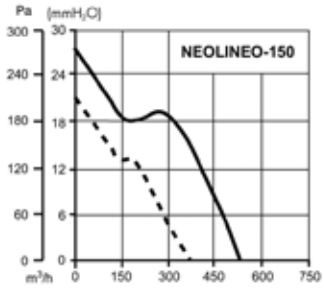

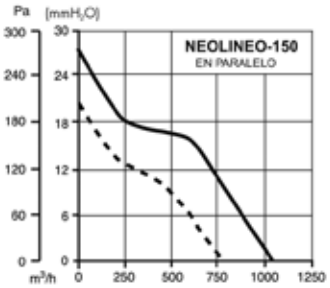

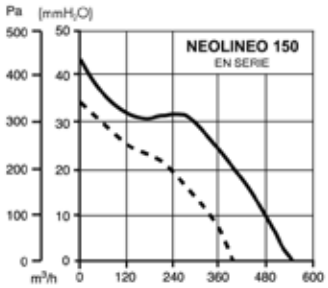

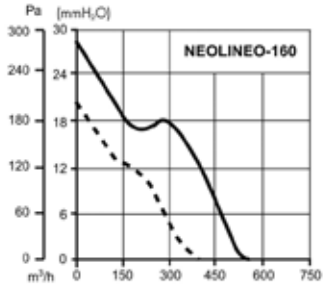

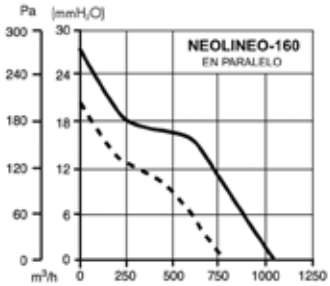

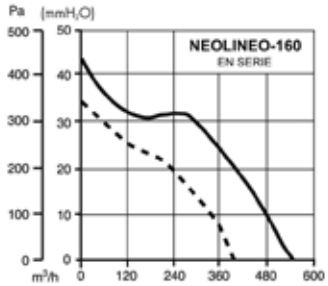

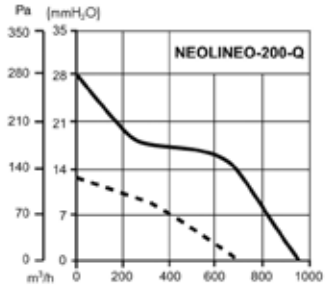

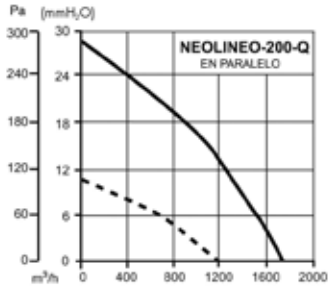

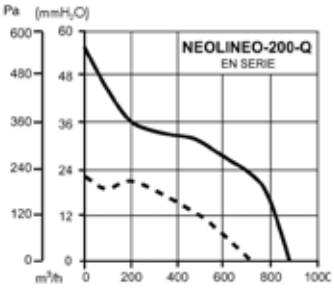

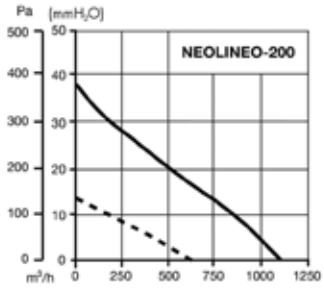

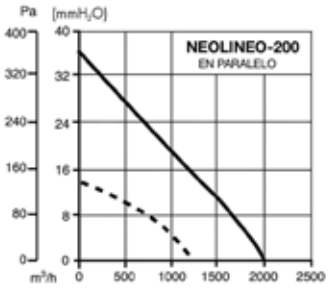

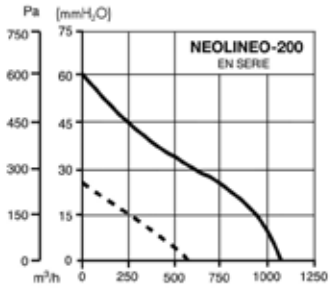

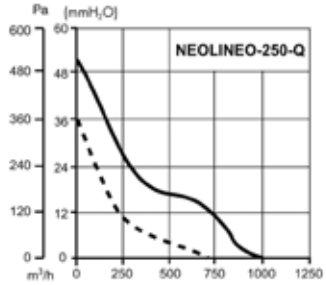

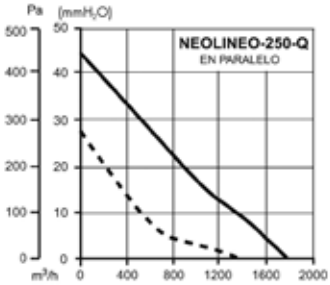

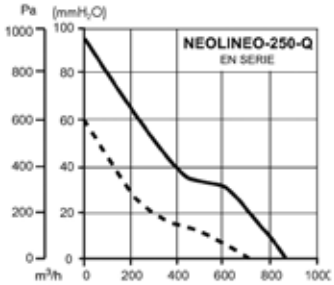

Characteristic Curves

Q = Airflow in m^3/h
Pe= Static pressure in mm.w.c., Pa

Maximum speed
Minimum speed

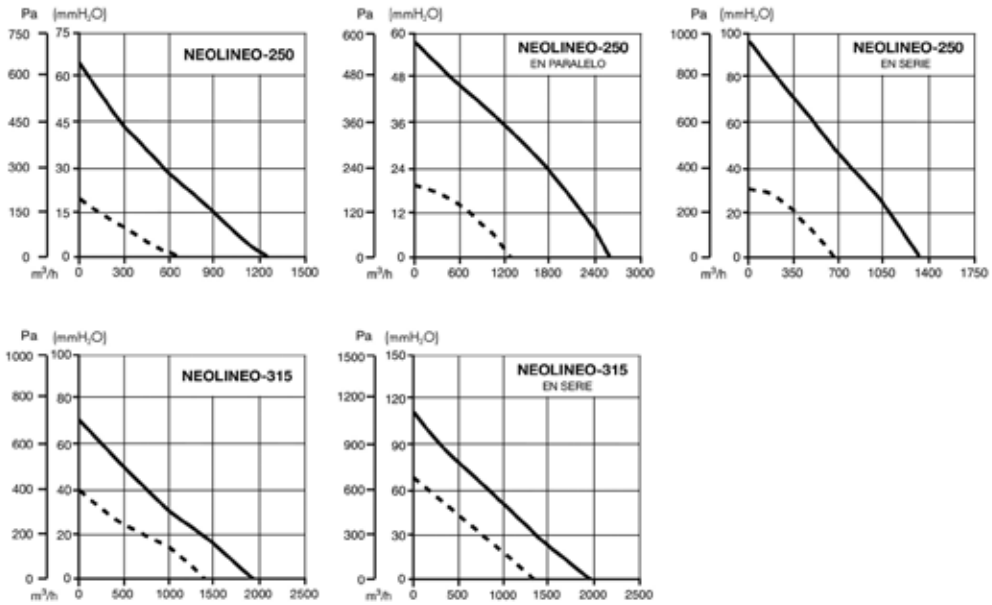

Accessories

See accessories section.

Standard installation kit (tube) | Standard installation plate | Parallel installation kit (flanges and rails) | One-way hatches | Fixed grilles | Electronic speed controllers | Air filter boxes | Electric batteries | DUO two speed switch | Intelligent sensors | Air intakes for houses | Output openings for houses | Silencer