

CJSRX



High-performance and robust backward-curved impeller.

400°C/2h belt-driven extraction units to work outside fire danger zones with backward-curved impeller

400°C/2h centrifugal belt-driven fans with backward-curved impeller with electric motor, pulley, belt kit and standardised protectors accordance with standard EN-294 and ISO-13852

Fan:

- Steel sheet casing
- Impeller with backward-curved blades made from sheet steel
- Approval according to Standard EN-12101-3:2002, certificate no.: 0370-CPD-1578
- Pulley and belt kit and standardised protectors in accordance with standard EN-294 and ISO-13852

Motor:

- Motors with IE-2 efficiency, except for motors with lower powers than 0.75 kW and single-phase motors.
- Class F motors, with bearings, IP55 protection.
- Three-phase 230/400V.-50Hz. (up to 5.5CV.) and 400/690V.-50Hz. (power over 5.5CV.)
- Max. air temperature to transport: -20°C.+ 150°C.

Finish:

- Anticorrosive galvanized sheet steel

On request:

- Special windings for different voltages



Order code

CJSRX — 800 — 5.5 — F-400

CJSRX: 400°C/2h belt-driven extraction units with backward-curved impeller

Impeller size

Motor power (c.v.)

F-400: Officially approved 400°C/2h

Technical characteristics

Model	Speed (r/min)	Maximum admissible current (A)			Installed power (kW)	Maximum airflow (m³/h)	Approx. weight (Kg)
		230V	400V	690V			
CJSRX-315-0.5	1650	1.84	1.06		0.37	2700	83
CJSRX-315-0.75	1880	2.57	1.49		0.55	3075	85
CJSRX-315-1	2095	2.78	1.60		0.75	3430	87
CJSRX-315-1.5	2375	4.20	2.40		1.10	3885	89
CJSRX-315-2	2655	5.44	3.13		1.50	4345	92
CJSRX-315-3	3000	7.77	4.47		2.20	4910	95
CJSRX-315-4	3380	10.18	5.88		3.00	5530	100
CJSRX-355-0.5	1385	1.84	1.06		0.37	3235	100
CJSRX-355-0.75	1580	2.57	1.49		0.55	3685	102
CJSRX-355-1	1765	2.78	1.60		0.75	4120	105
CJSRX-355-1.5	2010	4.20	2.40		1.10	4690	107
CJSRX-355-2	2225	5.44	3.13		1.50	5190	109
CJSRX-355-3	2530	7.77	4.47		2.20	5905	114
CJSRX-355-4	2860	10.18	5.88		3.00	6675	118
CJSRX-355-5.5	3100	13.60	7.82		4.00	7235	124
CJSRX-400-0.75	1320	2.28	1.31		0.55	4375	119
CJSRX-400-1	1465	3.10	1.79		0.75	4855	122
CJSRX-400-1.5	1665	4.03	2.32		1.10	5515	124
CJSRX-400-2	1845	5.96	3.44		1.50	6110	126
CJSRX-400-3	2100	8.36	4.83		2.20	6955	129
CJSRX-400-4	2370	10.18	5.88		3.00	7850	134
CJSRX-400-5.5	2610	13.60	7.82		4.00	8645	142

Technical characteristics

Model	Speed (r/min)	Maximum admissible current (A)			Installed power (kW)	Maximum airflow (m ³ /h)	Approx. weight (Kg)
		230V	400V (A)	690V			
CJSRX-450-0.75	1095	2.28	1.31		0.55	5045	140
CJSRX-450-1	1220	3.10	1.79		0.75	5620	143
CJSRX-450-1.5	1390	4.03	2.32		1.10	6405	145
CJSRX-450-2	1540	5.96	3.44		1.50	7095	147
CJSRX-450-3	1750	8.36	4.83		2.20	8065	151
CJSRX-450-4	1980	10.18	5.88		3.00	9120	155
CJSRX-450-5.5	2180	13.60	7.82		4.00	10045	164
CJSRX-450-7.5	2420		10.50	6.09	5.50	11150	174
CJSRX-450-10	2670		14.50	8.41	7.50	12300	179
CJSRX-500-1	1005	3.10	1.79		0.75	6465	178
CJSRX-500-1.5	1140	4.03	2.32		1.10	7330	180
CJSRX-500-2	1270	5.96	3.44		1.50	8165	182
CJSRX-500-3	1445	8.36	4.83		2.20	9290	185
CJSRX-500-4	1635	10.96	6.33		3.00	10510	190
CJSRX-500-5.5	1800	14.10	8.12		4.00	11570	199
CJSRX-500-7.5	2000		10.50	6.09	5.50	12855	208
CJSRX-500-10	2220		14.50	8.41	7.50	14270	213
CJSRX-500-15	2300		20.20	11.60	11.00	14785	247
CJSRX-560-2	1035	5.96	3.44		1.50	9885	207
CJSRX-560-3	1185	8.36	4.83		2.20	11360	210
CJSRX-560-4	1340	10.96	6.33		3.00	12880	215
CJSRX-560-5.5	1475	14.10	8.12		4.00	14210	224
CJSRX-560-7.5	1640		11.60	6.72	5.50	15830	229
CJSRX-560-10	1815		14.50	8.41	7.50	17555	239
CJSRX-560-15	2065		20.20	11.60	11.00	20010	273
CJSRX-630-3	1010	8.36	4.83		2.20	12120	241
CJSRX-630-4	1140	10.96	6.33		3.00	13680	245
CJSRX-630-5.5	1255	14.10	8.12		4.00	15060	254
CJSRX-630-7.5	1395		11.60	6.72	5.50	16740	260
CJSRX-630-10	1550		14.50	8.41	7.50	18600	269
CJSRX-630-15	1760		20.20	11.60	11.00	21120	303
CJSRX-630-20	1900		27.50	15.90	15	22800	324
CJSRX-710-4	960	10.96	6.33		3.00	17065	337
CJSRX-710-5.5	1060	14.10	8.12		4.00	18845	346
CJSRX-710-7.5	1180		11.60	6.72	5.50	20980	351
CJSRX-710-10	1305		14.20	8.20	7.50	23200	361
CJSRX-710-15	1485		20.20	11.60	11.00	26400	395
CJSRX-710-20	1670		27.50	15.90	15.00	29690	416
CJSRX-710-25	1750		35.00	20.00	18.50	31110	436

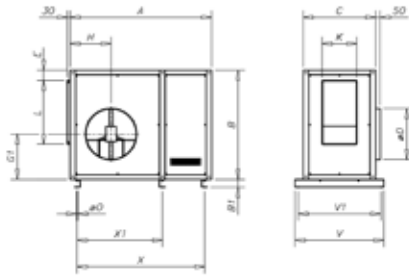


Erp. BEP (best efficiency point) characteristics

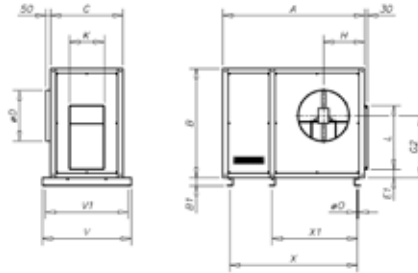
Available features best efficiency point (BEP), CSX series

Dimensions in mm

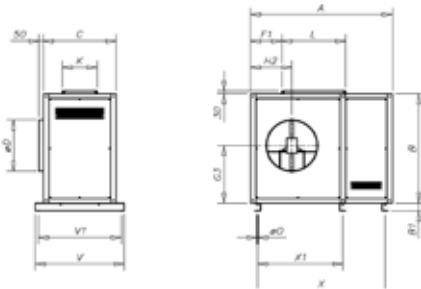
Standard supply horizontal outlet (H) RD 90



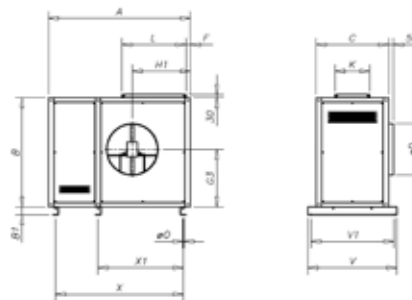
On request horizontal outlet (H) LG 90



On request vertical outlet (V) RD 0



On request vertical outlet (V) LG 0



	A	B	B1	C	ØD	E	E1	F	F1	G1	G2	G3	H	H1	H2	L	K	V	X	X1	X2
CJSRX-315	1170	740	60	600	315	82	84.2	113	281	317.5	423.2	366.2	305	451.5	346.3	405	224	760	880	-	155
CJSRX-355	1265	815	60	650	365	85	86.5	112.5	302.5	347.2	470.2	398	338	496	373	454	248	810	1020	-	152
CJSRX-400	1370	900	60	680	400	82	90.2	111	331	386.2	522.2	447.2	359	543	407	508	275	840	1120	-	152
CJSRX-450	1480	990	60	716	448	82	91.2	112.8	360	422.2	577.2	491	383	598	443	570	309	876	1240	-	152
CJSRX-500	1625	1080	60	760	510	80.5	91	111.7	381.3	461.2	629.2	534.2	409	650	482	639	345	920	1340	670	152
CJSRX-560	1760	1195	60	810	580	86.8	94.2	128	426	506.2	696.2	590	462	731	540	716	384	970	1490	745	152
CJSRX-630	1880	1322	60	850	635	85.2	89.6	113.4	455.6	557.7	768.7	648.2	488	792.5	578.5	802	433	1010	820	1610	158
CJSRX-710	2180	1500	80	910	710	103	108.2	100	491	632.2	873.2	737.2	562	865	624	899	479	1070	955	1910	168

Characteristic Curves

See characteristic curves, CSX series.

Accessories

See accessories section



OVERPRESSURE KIT

The system of pressurisation of staircases, escape routes or of confinement makes it possible to control the airflow automatically and to maintain a differential pressure of 50 Pa in a single stage, according to standard UNE EN 12101-6-2006.

STAIRWELL OVERPRESSURE KIT
Three-phase equipment



STAIRWELL OVERPRESSURE KIT

- Stairwell overpressure kit made up of control panel (BOXPRES KIT) and outlet units (CJHCH or CJBD), for the pressurisation of the stairwells and escape routes. Also available for single-phase equipment's NEOLINEO Y CJBC.

OVERPRESSURE KIT WITH RESERVE FAN

- Overpressure kit with reserve fan, made up of control panel (BOXPRES KIT II), which incorporates a system of automatic switching to keep the overpressure in the case of a stop by the main fan and TWIN or CJHCH/DUPLEX air outlet units with reserve fan.

STAIRWELL OVERPRESSURE KIT
For single-phase equipment



BOXPRES



- Easy to install
- Compact and self-sufficient solution
- Preventive maintenance
- Easy starting
- Safe and functional installation



- The proper operation of the pressurisation systems depends not only on correct design but also on the proper regulation carried out by the system with the result that it is of vital importance to have calibrated and highly-precise regulation elements which make it possible to have the two situations in the case of fire, in a rapid and stable manner.
- The BOXPRES control panel, apart from satisfying the most demanding requirements, simplifies the work of the installer to the greatest possible extent.

Includes:

- Frequency variator programmed to 50 Pa
- Differential pressure probe
- Magneto thermal
- Line LED and fault
- Check button

BOXPRES is a piece of equipment with all its interconnections made and tested

- Ready to work and carry out its duties on the pressure control of the installation.
- Possibility of checking the installation so as to prevent faults
- Only the power cable, the impulsion fan and the fire signal should be connected.

The panels for single-phase equipment include:

- Voltage regulator programmed to 50 Pa
- Differential pressure probe external to the equipment.

OVERPRESSURE KIT WITH
RESERVE FAN



Order code

KIT SOBREPRESION — 7.100

Kit sobrepresión: Overpressure set for staircases
Kit sobrepresión II: Overpressure set with reserve fan

Maximum
Airflow